

PERIODIC INFORMATION DISCLOSURE

**To: - The State Securities Commission of Vietnam
- Ho Chi Minh City Stock Exchange**

- 1. Organization Name: DEO CA TRAFFIC INFRASTRUCTURE INVESTMENT JOINT STOCK COMPANY**
 - Stock code: HHV
 - Head Office Address: Km11+500, South leading route of Hai Van tunnel, Hoa Hiep Bac Ward, Lien Chieu District, Da Nang City, Vietnam.
 - Telephone: 0236 3730 574 Fax: 0236 3842 713
 - E-mail: info@hhv.com.vn Website: hhv.com.vn

2. Contents of information disclosure:

Deo Ca Traffic Infrastructure Investment Joint Stock Company respectfully announces its Audited Separate Financial Statements for the year 2024, ended December 31st, 2024.

(Detailed information is provided in the full text of the attached Financial Statements)

- 3. This information was published on the Company's website on March 29th, 2025, as in the link: <https://hhv.com.vn/en/financial-report/2024>**

We hereby certify that the information provided is true and correct and we bear the full responsibility to the law./.

Attached documents:

- The Company's Audited Separate Financial Statements for the year 2024, ended December 31st, 2024.

ORGANIZATION REPRESENTATIVE

Person authorized to disclose information

Chief Accountant



Nguyen Van An

**DEO CA TRAFFIC INFRASTRUCTURE INVESTMENT
JOINT STOCK COMPANY**

Separate financial statements
For the year ended 31 December 2024
Audited

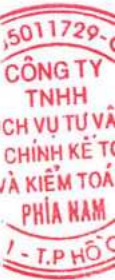


DEO CA TRAFFIC INFRASTRUCTURE INVESTMENT JOINT STOCK COMPANY

Address: Km11+500, Southern approach road to Hai Van Tunnel, Hoa Hiep Bac Ward, Lien Chieu District, Da Nang City, Viet Nam

TABLE OF CONTENTS

CONTENTS	Page
REPORT OF THE BOARD OF MANAGEMENT	01 – 06
INDEPENDENT AUDITOR'S REPORT	07 - 07
AUDITED SEPARATE FINANCIAL STATEMENTS	
Separate balance sheet	08 – 11
Separate income statement	12 – 13
Separate statement of cash flows	14 – 15
Notes to the Separate financial statement	16 – 88



DEO CA TRAFFIC INFRASTRUCTURE INVESTMENT JOINT STOCK COMPANY

Address: Km11+500, Southern approach road to Hai Van Tunnel, Hoa Hiep Bac Ward, Lien Chieu District, Da Nang City, Viet Nam

REPORT OF THE BOARD OF MANAGEMENT

The Board of Management of Deo Ca Traffic Infrastructure Investment Joint Stock Company (the "Company") presents this report and the Company's separate financial statements for the year ended 31 December 2024.

THE COMPANY

1. Form of ownership

Deo Ca Traffic Infrastructure Investment Joint Stock Company was established in accordance with the Business Registration Certificate No. 0400101965 issued by the Department of Planning and Investment of Da Nang City on 24 June 2010; register for the 34th amendment on 22 August 2024.

The Company's shares were approved for listing under Decision No. 717/QĐ-SGDHCM dated 23 December 2021 and officially traded on 20 January 2022 on the Ho Chi Minh City Stock Exchange with the stock symbol HHV. The number of listed securities as at 31/12/2024 is 432,255,528 shares.

Actual contributed capital as at 31/12/2024 is: VND 4,322,555,280,000

The head office is located at: Km11+500, Southern approach road to Hai Van Tunnel, Hoa Hiep Bac Ward, Lien Chieu District, Da Nang City, Viet Nam.

2. Business sectors

Trading, providing services, construction.

3. Principal activities

Direct support services for road transport: toll collection, road toll collection, management, exploitation and maintenance of tunnels, highways, national roads, and other transportation infrastructure, ensure traffic when natural disasters occur in the assigned area, except for liquefaction of natural gas for transport, excluding: types of direct support services for road transport that foreign-invested enterprises are not permitted to provide under the law (Sector code: 5225); other road passenger transport: passenger transport business on fixed routes, including: transporting motorcycles, motorbikes, bicycles with the operator of such means and pedestrians through the road tunnel by specialized means of transport, use and trade in passenger transport by bus, excluding: other forms of road passenger transport services that foreign-invested enterprises are not permitted to provide under the law (Sector code: 4932); freight transport by road, service activities incidental to rail transportation (Sector code: 4933, 5221); cargo handling (Sector code: 5224); Building different kinds of houses (Sector code: 4101, 4102); construction of railways, roads, electrical works, water supply and drainage works, telecommunications and communication constructions, other utility projects, hydraulic structures, mining and quarrying facilities, manufacturing facilities and other civil engineering projects (Sector code: 4211, 4212, 4221, 4222, 4223, 4229, 4291, 4292, 4293, 4299); demolition, site preparation (Sector code: 4311, 4312); quarrying of stone, sand, gravel and clay, mining and quarrying n.e.c (Sector code: 0810, 0899);

DEO CA TRAFFIC INFRASTRUCTURE INVESTMENT JOINT STOCK COMPANY

Address: Km11+500, Southern approach road to Hai Van Tunnel, Hoa Hiep Bac Ward, Lien Chieu District, Da Nang City, Viet Nam

REPORT OF THE BOARD OF MANAGEMENT
(continued)

3. Principal activities (continued)

Printing and service activities related to printing (Sector code: 1811, 1812); Manufacture of non-alcoholic beverages, and mineral waters, builders' carpentry and joinery, refined petroleum product, plastics and synthetic rubber in primary forms, clay building materials, concrete and articles of concrete, cement and plaster, structural metal products, other fabricated metal products n.e.c., Electric power generation, consumer electronics and other manufacturing n.e.c. (Sector code: 1104, 1622, 1920, 2013, 2392, 2395, 2511, 2599, 3511, 2640, 3290); Machining; treatment and coating of metals (Sector code: 2592);

Repair of fabricated metal products, machinery and equipment, electrical equipment and other equipment (Sector code: 3311, 3312, 3314, 3319); installation of industrial machinery and equipment, electrical installation, plumbing, heat and air-conditioning installation, other construction installation (Sector code: 3320, 4321, 4322, 4329); building completion and finishing, other specialized construction activities (Sector code: 4330, 4390); wholesale ,maintenance and repair of motor vehicles and other motor vehicles, retail sale of small cars, (Sector code: 4511, 4512, 4520); wholesale of computers, computer peripheral equipment and software, electronic and telecommunications equipment and parts, other machinery and equipment, metals and metal ores, construction materials and other installation supplies, other specialized wholesale n.e.c, other retail sale of new goods in specialized stores (Sector code: 4651, 4652, 4659, 4662, 4663, 4669, 4773); short-term accommodation activities (Sector code: 5510); restaurants and mobile food service activities (Sector code: 5610); Motion picture projection activities, other telecommunications activities (Sector code: 5914, 6190); computer programming activities, computer consultancy and computer system management, other information technology and computer service activities (Sector code: 6201, 6202, 6209); data processing, hosting and related activities, web portals (Sector code: 6311, 6312); trading of own or rented property and land use rights (Sector code: 6810); management consultancy activities, architectural and engineering activities and related technical consultancy (Sector code: 7020, 7110); technical testing and analysis (Sector code: 7120);

Advertising (Sector code: 7310); other professional, scientific and technical activities n.e.c (Sector code: 7490); renting and leasing of motor vehicles, renting and leasing of other machinery, equipment and tangible goods without operator (Sector code: 7710, 7730); temporary employment agency activities, provision and management of human resources (Sector code: 7820, 7830); activities of employment placement agencies (Sector code: 7810); reservation service and related activities (Sector code: 7990); security systems service activities (Sector code: 8020); combined facilities support activities (Sector code: 8110); industrial cleaning activities and specialized cleaning activities for buildings (Sector code: 8129); combined office administrative service activities, Photocopying, document preparation and other specialized office support activities (Sector code: 8211, 8219); activities of call centres (Sector code: 8220); organization of conventions and trade shows (Sector code: 8230); other remaining business support service activities n.e.c. (Sector code: 8299); basic-level training (Sector code: 8531); intermediate-level training (Sector code: 8532); college-level training (Sector code: 8533); other education n.e.c. (Sector code: 8559); educational support activities Sector code: 8560); other human health activities n.e.c (Sector code: 8699); creative, arts and entertainment activities (Sector code: 9000).

DEO CA TRAFFIC INFRASTRUCTURE INVESTMENT JOINT STOCK COMPANY

Address: Km11+500, Southern approach road to Hai Van Tunnel, Hoa Hiep Bac Ward, Lien Chieu District, Da Nang City, Viet Nam

REPORT OF THE BOARD OF MANAGEMENT (continued)

4. Company's structure (continued)

<i>Company's name</i>	<i>% Benefit</i>	<i>% Voting right</i>	<i>Investment capital (VND)</i>
Subsidiaries company: 03 companies			
Bac Giang - Lang Son BOT JSC	65.03%	65.03%	1,157,824,390,000
Deo Ca Investment JSC	73.41%	73.41%	1,674,617,650,000
Phuoc Tuong Phu Gia BOT JSC	99.37%	99.37%	294,455,000,000
Associates company and joint ventures company: 04 companies			
Cam Lam - Vinh Hao Expressway Joint Stock Company	38.00%	38.00%	391,400,000,000
Khanh Hoa Deo Ca BOT Investment Joint Stock Company	47.34%	50.00%	122,000,000,000
Bac Giang - Lang Son - Huu Nghi BOT Joint Stock Company	31.60%	31.60%	45,504,000,000
Dong Dang - Tra Linh Expressway Joint Stock Company	42.31%	55.00%	20,000,000,000

List of dependent accounting affiliated units without legal status:

Company's name	Address
Construction Enterprise	Approach road to Hai Van Tunnel, Hoa Hiep Bac Ward, Lien Chieu District, Da Nang City
Hai Van Trading Service Production Enterprise	Approach road to Hai Van Tunnel, Hoa Hiep Bac Ward, Lien Chieu District, Da Nang City
Hai Van Tunnel Management and Operation Enterprise	Approach road to Hai Van Tunnel, Hoa Hiep Bac Ward, Lien Chieu District, Da Nang City
Hai Van Tunnel Management and Operation Enterprise	Hao Son Hamlet, Hoa Xuan Nam Commune, Dong Hoa Town, Phu Yen Province
Cu Mong Tunnel Management and Operation Enterprise	Long Thanh Hamlet, Xuan Loc Commune, Song Cau Town, Phu Yen Province
Bac Giang - Lang Son Expressway Management and Operation Enterprise	Km81+140, Bac Giang - Lang Son Expressway, Ho Son Commune, Huu Lung District, Lang Son Province
Trung Luong - My Thuan Expressway Management and Operation Enterprise	Tan Phong Hamlet, Tan Hoi Commune, Cai Lay Town, Tien Giang Province
Cam Lam - Vinh Hao Expressway Management and Operation Enterprise	Luong Cang Hamlet, Nhon Son Commune, Ninh Son District, Ninh Thuan Province, Viet Nam
Tam Diep - Dien Chau Expressway Management and Operation Enterprise	Tho Loc Village, Ha Linh Commune, Ha Trung District, Thanh Hoa Province, Vietnam
Representative Office in Hanoi	278 Thuy Khue, Thuy Khue Ward, Tay Ho District, Hanoi City, Vietnam
Representative Office in Ho Chi Minh City	32 Thach Thi Thanh Street, Tan Dinh Ward, District 1, Ho Chi Minh City

OPERATING RESULTS

The Company's separate results of operations and financial position as at 31 December 2024 are presented in the attached separate financial statements.

REPORT OF THE BOARD OF MANAGEMENT
(continued)

EVENTS AFTER THE SEPARATE BALANCE SHEET DATE

On 7 January 2025, Deo Ca Investment Joint Stock Company received a State support of VND 165,009,000,000 (phase 2) from the medium-term public investment capital for the period 2021 - 2025 in Decision No. 1738/QĐ-TT dated 29 December 2023 of the Prime Minister of VND 1,180 billion and Decision No. 397/QĐ-BGTĐT dated 5 April 2024 of the Ministry of Transport on approving the Feasibility Study Report to adjust the Deo Ca Road Tunnel Project (including Deo Ca and Co Ma Tunnel, Cu Mong Tunnel and Hai Van Tunnel under the BOT form). This support is used partly to repay the loan capital of the bank financing the project, the remaining part is used to continue disbursing into the project.

On 15 January 2025 and 24 January 2025, Dong Dang - Tra Linh Expressway Joint Stock Company received payment from the State Treasury of Cao Bang province from the State budget capital in the 7th and 8th phases from the Central Budget and Local Budget 2024, the amount of VND 556,972,570,630.

Bac Giang - Lang Son - Huu Nghi BOT JSC has completed procedures to reduce charter capital from VND 144,000,000,000 to VND 126,000,000,000 according to Resolution No. 01/2025/NQ-ĐHĐCĐ dated 16 January 2025 on the reduction of charter capital due to the return of part of the capital contribution to shareholders according to the shareholder's share ownership ratio and the amendment of the charter. The value of capital contribution returned to the Company corresponding to the ownership ratio of 31.6% ownership ratio is VND 5,688,000,000. The remaining value of the Company's contributed capital after the capital reduction is VND 39,816,000,000.

The Board of Management of the Company confirms that there have been no material events occurring after 31 December 2024 up to the date of the preparation of these separate financial statements that have not been reviewed for adjustment or disclosure in the separate financial statements.

REPORT OF THE BOARD OF MANAGEMENT
(continued)

THE BOARD OF DIRECTORS, THE BOARD OF MANAGEMENT, THE BOARD OF SUPERVISORS, LEGAL REPRESENTATIVE AND CHIEF ACCOUNTANT

The Board of Directors:

		Appoint time	Dismission time
Mr. Ho Minh Hoang	Chairman	31/05/2024	
Mr. Nguyen Tan Dong	Vice Chairman	31/05/2024	
Mr. Nguyen Huu Hung	Vice Chairman	31/05/2024	
Mr. Vo Thuy Linh	Member	31/05/2024	
Mr. Tran Chung	Member	31/05/2024	
Mr. Nguyen Quang Huy	Member	31/05/2024	
Mr. Hoang Van Hai	Independent member	31/05/2024	
Mr. Ho Quang Loi	Independent member	31/05/2024	

The Board of Management:

		Appoint time	Dismission time
Mr. Nguyen Quang Huy	General Director	21/12/2020	
Mr. Tran Van Chi	Permanent Deputy General Director	14/02/2022	
	Permanent Deputy General Director		
Mr. Ngo Truong Nam	Director	01/10/2024	
Mr. Vo Ngoc Trung	Deputy General Director	10/12/2020	
Mr. Tran Van Dung	Deputy General Director	14/01/2021	
Mr			
s. Nguyen Quynh Mai	Deputy General Director	30/03/2021	
Mr. Le Chau Thang	Deputy General Director	14/02/2022	

The Board of Supervisors:

		Appoint time	Dismission time
Mr. Nguyen Minh Giang	Section head	31/05/2024	
Mrs. Cam Thi Minh Hai	Supervisor	17/06/2020	
Mrs. Phan Thi Mai	Supervisor	26/04/2021	

Legal representative:

		Appoint time	Dismission time
Mr. Nguyen Quang Huy	General Director	21/12/2020	

Chief Accountant:

		Appoint time	Dismission time
Mr. Nguyen Van An		17/06/2020	

DEO CA TRAFFIC INFRASTRUCTURE INVESTMENT JOINT STOCK COMPANY

Address: Km11+500, Southern approach road to Hai Van Tunnel, Hoa Hiep Bac Ward, Lien Chieu District, Da Nang City, Viet Nam

REPORT OF THE BOARD OF MANAGEMENT
(continued)

STATEMENT OF RESPONSIBILITY OF THE BOARD OF MANAGEMENT IN RESPECT OF THE SEPARATE FINANCIAL STATEMENTS

The Board of Management of the Company is responsible for preparing the separate financial statements which give a true and fair view of the separate financial position of the Company and the results of its operations and separate cash flows for the year ended 31 December 2024. In preparing those separate financial statements, the Board of Management is required to:

- Establish and maintain the internal control which The Board of Directors and The Board of Management determines to be necessary to enable the preparation and presentation of the separate financial statements to be free from material misstatement, whether due to fraud or error;
- Select appropriate accounting policies and then apply them consistently;
- Make reasonable and prudent judgments and estimates;
- Applicable accounting standards have been followed by the Company, and there are no material misstatements in application needed to be disclosed and explained in these separate financial statements;
- Prepare and present separate financial statements on the basis of compliance with current accounting standards, corporate accounting system and other applicable regulations;
- Prepare the separate financial statements on the going concern basis, unless it is inappropriate to presume that the Company will continue in business.

The Board of Management of the Company ensures that the accounting records are kept disclosing, with reasonable accuracy at any time, the financial position of the Company and enable the separate financial statements to comply with the current applicable regulations. The Board of Management is also responsible for safeguarding the assets of the Company and hence for taking reasonable steps to prevent and detect fraud or other irregularities.

OTHER ENGAGEMENT

The Board of Management engage that the Company has not broken obligation announcing information on the stock exchange following the Circular No.96/2020/TT-BTC dated 16 November 2020 issued by the Ministry of Finance.

APPROVAL OF SEPARATE FINANCIAL STATEMENTS

We hereby, the Board of Management of Deo Ca Traffic Infrastructure Investment Joint Stock Company approve the Company's separate financial statements for the year ended 31 December 2024.

Da Nang, 27 March 2025

On behalf of the Board of Management
General Director



NGUYEN QUANG HUY

No.: 338 /BCKT/TC/2025/AASCS

INDEPENDENT AUDITORS' REPORT**To: The Shareholders, The Board of Directors, The Board of Management of
DEO CA TRAFFIC INFRASTRUCTURE INVESTMENT JOINT STOCK COMPANY**

We have audited the accompanying Separate Financial Statements of Deo Ca Traffic Infrastructure Investment Joint Stock Company, prepared on 27 March 2025 from pages 07 to 88, including separate balance sheet as at 31 December 2024, separate income statement, separate cash flows for the financial year ending on the same date and Notes to the separate financial statements.

Responsibility of the Board of Management

The Company's Board of Management is responsible for the preparation and fair presentation of the separate financial statements in accordance with accounting standards, the Vietnamese accounting system for enterprises and applicable regulations on the preparation and presentation of the separate financial statements and is responsible for such internal control which the Board of General Directors determines necessary to enable the preparation of separate financial statements that are free from material misstatement, whether due to fraud or error.

Auditor's responsibility

Our responsibility is to express an opinion on these separate financial statements based on our audit. We conducted our audit in accordance with Vietnamese Standards on Auditing. Those standards require that we comply with ethical requirements and plan and perform the audit to obtain reasonable assurance about whether the separate financial statements are free from material misstatement.

An audit involves performing procedures to obtain audit evidence about the amounts and disclosures in the separate financial statements. The procedures selected depend on the auditors' judgment, including the assessment of the risks of material misstatement of the separate financial statements, whether due to fraud or error. In making those risk assessments, the auditors consider internal control relevant to the Company's preparation and fair presentation of the separate financial statements in order to design audit procedures that are appropriate in the circumstances, but not for the purpose of expressing an opinion on the effectiveness of the Company internal control. An audit also includes evaluating the appropriateness of accounting policies used and the reasonableness of accounting estimates made by management as well as evaluating the overall presentation of the separate financial statements.

We believe that the audit evidence we have obtained is sufficient and appropriate to provide a basis for our audit opinion.

Auditor's opinion

In our opinion, the separate financial statements gave true and fair view in all material respects, of the separate financial position of the Company as at 31 December 2024, and of the separate results of its operations and its separate cash flows for the year ended 31 December 2024 in accordance with Vietnamese Accounting Standards, Vietnamese Enterprise Accounting System and the statutory requirements relevant to the preparation and presentation of the separate financial statements

Ho Chi Minh, 27 March 2025
Southern Auditing and Accounting
Financial Consulting Services Co., Ltd (AASCS)
Deputy General Director

**Le Van Tuan**

Certificate of Auditing Registration No. 0479-2023-142-1

Auditor**Le Van Tan**

Certificate of Auditing Registration No. 4318-2023-142-1

SEPARATE BALANCE SHEET
 as at 31 December 2024

Code	ASSETS	Note	As at	
			31.12.2024 VND	01.01.2024 VND
100	CURRENT ASSETS		1,561,076,832,191	1,233,182,586,684
110	Cash and cash equivalents	V.1	179,496,085,146	175,967,475,767
111	Cash		129,459,625,245	12,953,503,602
112	Cash equivalents		50,036,459,901	163,013,972,165
120	Short-term investments		6,432,529,990	-
123	Investments held to maturity	V.2a	6,432,529,990	-
130	Short-term receivables		1,306,050,205,664	978,396,559,390
131	Short-term trade accounts receivable	V.3a	1,083,082,995,991	757,467,332,235
132	Short-term prepayments to suppliers	V.4	28,574,500,783	103,782,194,987
135	Short-term lending	V.5	6,000,000,000	-
136	Other short-term receivables	V.6a	201,603,255,621	130,357,578,899
137	Provision for doubtful debts – short term	V.7	(13,210,546,731)	(13,210,546,731)
140	Inventories		67,714,934,630	77,290,414,338
141	Inventories	V.8	67,714,934,630	77,290,414,338
150	Other current assets		1,383,076,761	1,528,137,189
151	Short-term prepaid expenses	V.9a	1,383,076,761	1,528,137,189

DEO CA TRAFFIC INFRASTRUCTURE INVESTMENT JOINT STOCK COMPANY

Address: Km11+500, Southern approach road to Hai Van Tunnel, Hoa Hiep Bac Ward, Lien Chieu District, Da Nang City, Viet Nam

SEPARATE BALANCE SHEETas at 31 December 2024
(continued)

Code	ASSETS (continued)	Note	As at	
			31.12.2024 VND	01.01.2024 VND
200	LONG-TERM ASSETS		4,613,426,535,437	3,382,413,874,860
210	Long-term receivables		617,182,836,267	64,844,527,575
211	Long-term trade accounts receivable	V.3b	3,094,427,531	3,094,427,531
212	Long-term prepayments to suppliers		100,000,000,000	-
216	Other long-term receivables	V.6b	514,088,408,736	61,750,100,044
220	Fixed assets		147,423,843,328	157,692,732,181
221	Tangible fixed assets	V.10	133,002,699,248	140,934,110,424
222	Historical cost		239,026,871,787	229,709,713,749
223	Accumulated depreciation		(106,024,172,539)	(88,775,603,325)
224	Finance lease fixed assets		14,075,260,603	16,187,449,195
225	Historical cost		17,714,776,374	17,714,776,374
226	Accumulated depreciation		(3,639,515,771)	(1,527,327,179)
227	Intangible fixed assets	V.12	345,883,477	571,172,562
228	Historical cost		476,603,041	718,292,634
229	Accumulated amortisation		(130,719,564)	(147,120,072)
240	Long-term assets in progress		11,075,924,963	170,630,457
242	Construction in progress	V.13	11,075,924,963	170,630,457
250	Long-term investments		3,835,301,040,000	3,156,140,030,000
251	Investments in subsidiaries	V.2b	3,126,897,040,000	2,963,020,030,000
252	Investments in associates, joint ventures	V.2b	578,904,000,000	177,620,000,000
253	Investments in other entities	V.2c	127,500,000,000	13,500,000,000
255	Investments held to maturity	V.2a	2,000,000,000	2,000,000,000
260	Other long-term assets		2,442,890,879	3,565,954,647
261	Long-term prepaid expenses	V.9b	2,442,890,879	3,565,954,647
270	TOTAL ASSETS		6,174,503,367,628	4,615,596,461,544

3011729-
CÔNG TY
TNHH
H VU TU VÀ
HÌNH KẾ T
KIỂM TOÁN
PHÍA NAM
T.P.HỒ C

TỔNG GIÁNG
TỔNG GIÁNG

DEOCA
INFRASTRUCTURE
SDN: 04001019

DEO CA TRAFFIC INFRASTRUCTURE INVESTMENT JOINT STOCK COMPANY

Address: Km11+500, Southern approach road to Hai Van Tunnel, Hoa Hiep Bac Ward, Lien Chieu District, Da Nang City, Viet Nam

SEPARATE BALANCE SHEET

as at 31 December 2024

(continued)

Code	RESOURCES	Note	As at	
			31.12.2024 VND	01.01.2024 VND
300	LIABILITIES		1,443,162,061,570	910,053,064,277
310	Short-term liabilities		1,171,339,486,843	568,604,243,420
311	Short-term trade accounts payable	V.14	208,778,760,864	179,484,852,952
312	Short-term advances from customers	V.15a	4,719,425,163	4,619,425,163
313	Tax and other payables to the State Budget	V.16	73,207,185,172	61,438,370,993
314	Payable to employees	V.17	22,384,273,646	9,735,570,527
315	Short-term accrued expenses	V.18	128,925,836,049	46,052,413,711
318	Short-term unearned revenue	V.19a	1,100,000,000	1,100,000,000
319	Other short-term payables	V.20	516,083,793,585	9,698,279,777
320	Short-term borrowings and finance lease liabilities	V.21a	210,037,037,549	250,303,155,482
322	Bonus and welfare funds		6,103,174,815	6,172,174,815
330	Long-term liabilities		271,822,574,727	341,448,820,857
332	Long-term advances from customers	V.15b	232,651,836,038	289,211,817,160
336	Long-term unearned revenue	V.19b	6,649,932,236	7,764,764,056
338	Long-term borrowings and finance lease liabilities	V.21b	32,520,806,453	44,472,239,641

SEPARATE BALANCE SHEET
 as at 31 December 2024
 (continued)

Code	RESOURCES (continued)	Note	As at	
			31.12.2024 VND	01.01.2024 VND
400	OWNERS' EQUITY		4,731,341,306,058	3,705,543,397,267
410	Capital and reserves	V.22	4,731,341,306,058	3,705,543,397,267
411	Owners' capital		4,322,555,280,000	3,293,503,510,000
411a	- Ordinary shares with voting rights		4,322,555,280,000	3,293,503,510,000
412	Share premium		6,079,662,000	(876,900,000)
418	Investment and development funds		8,822,456,079	8,822,456,079
420	Other funds		1,739,172,300	-
421	Undistributed earnings		392,144,735,679	404,094,331,188
421a	- Undistributed post-tax profits of previous years		196,601,568,888	232,085,101,179
421b	- Post-tax profits of current year		195,543,166,791	172,009,230,009
440	TOTAL RESOURCES		6,174,503,367,628	4,615,596,461,544

Da Nang, 27 March 2025

On behalf of the Board of Management
 General Director

Prepared by

Chief Accountant



HOANG THI MINH NGUYET



NGUYEN VAN AN



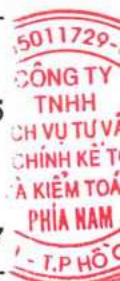
NGUYEN QUANG HUY

SEPARATE INCOME STATEMENT

(Indirect method)

For the year ended 31 December 2024

Code	Note	Year ended 31 December	
		2024 VND	2023 VND
01	Revenue from sales of goods and rendering of services	1,733,040,502,322	1,465,515,257,075
02	Less deductions	-	-
10	Net revenue from sales of goods and rendering of services	1,733,040,502,322	1,465,515,257,075
11	Cost of goods sold and services rendered	1,475,751,635,501	1,209,906,487,277
20	Gross profit from sales of goods and rendering of services	257,288,866,821	255,608,769,798
21	Financial income	54,569,980,578	21,674,604,153
22	Financial expenses	17,784,714,733	25,847,496,177
23	- Including: Interest expenses	17,784,714,733	25,847,496,177
26	General and administration expenses	44,059,258,285	35,158,654,431
30	Net operating profit	250,014,874,381	216,277,223,343
31	Other income	5,101,194,460	2,085,863,457
32	Other expenses	4,190,417,804	1,641,489,749
40	Net other income	910,776,656	444,373,708
50	Net accounting profit before tax	250,925,651,037	216,721,597,051



SEPARATE INCOME STATEMENT
(Indirect method)
 For the year ended 31 December 2024

Code	Note	Year ended 31 December	
		2024 VND	2023 VND
51	Business income tax - current	53,474,484,246	42,804,367,042
52	Business income tax - deferred	-	-
60	Net profit after tax	<u>197,451,166,791</u>	<u>173,917,230,009</u>

Da Nang, 27 March 2025

On behalf of the Board of Management
 General Director

Prepared by

Chief Accountant






HOANG THI MINH NGUYET

NGUYEN VAN AN

NGUYEN QUANG HUY



SEPARATE CASH FLOW STATEMENT

(Indirect method)

For the year ended 31 December 2024

Code	Note	Year ended 31 December	
		2024 VND	2023 VND
CASH FLOWS FROM OPERATING ACTIVITIES			
01	Net profit before tax	250,925,651,037	216,721,597,051
	Adjustments for:		
02	Depreciation and amortisation	20,818,512,149	17,186,496,897
05	Profits from investing activities	(54,844,983,471)	(21,654,512,574)
06	Interest expense	17,784,714,733	25,847,496,177
08	Operating profit before changes in working capital	234,683,894,448	238,101,077,551
09	Increase in receivables	(345,904,468,033)	(297,263,275,038)
10	Decrease in inventories	9,575,479,708	83,455,341,478
11	Increase in payables [not including interest payables, CIT payables]	74,369,245,704	192,411,971,647
12	Decrease/(increase) in prepaid expenses	1,268,124,196	(501,534,022)
14	Interest paid	(18,725,321,320)	(69,192,202,370)
15	Business income tax paid	(46,963,438,756)	(34,213,906,403)
20	Net cash (outflows)/inflows from operating activities	(91,696,484,053)	112,797,472,843
CASH FLOWS FROM INVESTING ACTIVITIES			
21	Purchases of fixed assets and other long-term assets	(25,906,053,995)	(28,330,807,775)
22	Proceeds from disposals of fixed assets and long-term assets	30,000,000	15,814,973,910
23	Loans granted, purchases of debt instruments of other entities	(455,906,389,990)	(2,500,000,000)
24	Collection of loans, proceeds from sales of debt instruments of other entities	29,700,000,000	3,500,000,000
25	Investments in other entities	(327,179,109,206)	(79,024,000,000)
26	Proceeds from divestment in other entities	80,916,000,000	78,380,000,000
27	Dividends and interest received	15,533,455,744	21,674,604,153
30	Net cash (outflows)/inflows from investing activities	(682,812,097,447)	9,514,770,288

SEPARATE CASH FLOW STATEMENT

(Indirect method)

For the year ended 31 December 2024

(continued)

Code	Note	Year ended 31 December	
		2024 VND	2023 VND
CASH FLOWS FROM FINANCING ACTIVITIES			
31	Proceeds from issue of shares and capital contribution	830,254,742,000	-
33	Proceeds from borrowings	484,325,689,987	522,706,149,824
34	Repayments of borrowings	(533,048,154,360)	(581,954,421,884)
35	Finance lease principal repayments	(3,495,086,748)	(4,970,543,556)
40	Net cash inflows/(outflows) from financing activities	778,037,190,879	(64,218,815,616)
50	Net increase in cash and cash equivalents	3,528,609,379	58,093,427,515
60	Cash and cash equivalents at beginning of year	175,967,475,767	117,874,048,252
61	Effect of foreign exchange differences	-	-
70	Cash and cash equivalents at end of year	179,496,085,146	175,967,475,767

Prepared by



HOANG THI MINH NGUYET

Chief Accountant

NGUYEN VAN AN

Da Nang, 27 March 2025
 On behalf of the Board of Management
 General Director



NGUYEN QUANG HUY



NOTE TO THE SEPARATE FINANCIAL STATEMENTS

For the year ended 31 December 2024

I. THE COMPANY'S OPERATIONS CHARACTERISTICS

1. Form of ownership

Deo Ca Traffic Infrastructure Investment Joint Stock Company was established in accordance with the Business Registration Certificate No. 0400101965 issued by the Department of Planning and Investment of Da Nang City on 24 June 2010; register for the 34th amendment on 22 August 2024.

Actual contributed capital as at 31/12/2024 is: VND 4,322,555,280,000

The head office is located at: Km11+500, Southern approach road to Hai Van Tunnel, Hoa Hiep Bac Ward, Lien Chieu District, Da Nang City, Viet Nam.

2. Business sectors

Trading, providing services, construction.

3. Business line

Direct support services for road transport: toll collection, road toll collection, management, exploitation and maintenance of tunnels, highways, national roads, and other transportation infrastructure, ensure traffic when natural disasters occur in the assigned area, except for liquefaction of natural gas for transport, excluding: types of direct support services for road transport that foreign-invested enterprises are not permitted to provide under the law (Sector code: 5225); other road passenger transport: passenger transport business on fixed routes, including: transporting motorcycles, motorbikes, bicycles with the operator of such means and pedestrians through the road tunnel by specialized means of transport, use and trade in passenger transport by bus, excluding: other forms of road passenger transport services that foreign-invested enterprises are not permitted to provide under the law (Sector code: 4932); freight transport by road, service activities incidental to rail transportation (Sector code: 4933, 5221); cargo handling (Sector code: 5224); Building different kinds of houses (Sector code: 4101, 4102); construction of railways, roads, electrical works, water supply and drainage works, telecommunications and communication constructions, other utility projects, hydraulic structures, mining and quarrying facilities, manufacturing facilities and other civil engineering projects (Sector code: 4211, 4212, 4221, 4222, 4223, 4229, 4291, 4292, 4293, 4299); demolition, site preparation (Sector code: 4311, 4312); quarrying of stone, sand, gravel and clay, mining and quarrying n.e.c (Sector code: 0810, 0899);

Printing and service activities related to printing (Sector code: 1811, 1812); Manufacture of non-alcoholic beverages, and mineral waters, builders' carpentry and joinery, refined petroleum product, plastics and synthetic rubber in primary forms, clay building materials, concrete and articles of concrete, cement and plaster, structural metal products, other fabricated metal products n.e.c., Electric power generation, consumer electronics and other manufacturing n.e.c. (Sector code: 1104, 1622, 1920, 2013, 2392, 2395, 2511, 2599, 3511, 2640, 3290); Machining, treatment and coating of metals (Sector code: 2592);

I. THE COMPANY'S OPERATIONS CHARACTERISTICS (continued)

3. Business line (continued)

Repair of fabricated metal products, machinery and equipment, electrical equipment and other equipment (Sector code: 3311, 3312, 3314, 3319); installation of industrial machinery and equipment, electrical installation, plumbing, heat and air-conditioning installation, other construction installation (Sector code: 3320, 4321, 4322, 4329); building completion and finishing, other specialized construction activities (Sector code: 4330, 4390); wholesale ,maintenance and repair of motor vehicles and other motor vehicles, retail sale of small cars, (Sector code: 4511, 4512, 4520); wholesale of computers, computer peripheral equipment and software, electronic and telecommunications equipment and parts, other machinery and equipment, metals and metal ores, construction materials and other installation supplies, other specialized wholesale n.e.c, other retail sale of new goods in specialized stores (Sector code: 4651, 4652, 4659, 4662, 4663, 4669, 4773); short-term accommodation activities (Sector code: 5510); restaurants and mobile food service activities (Sector code: 5610); Motion picture projection activities, other telecommunications activities (Sector code: 5914, 6190); computer programming activities, computer consultancy and computer system management, other information technology and computer service activities (Sector code: 6201, 6202, 6209); data processing, hosting and related activities, web portals (Sector code: 6311, 6312); trading of own or rented property and land use rights (Sector code: 6810); management consultancy activities, architectural and engineering activities and related technical consultancy (Sector code: 7020, 7110); technical testing and analysis (Sector code: 7120);

Advertising (Sector code: 7310); other professional, scientific and technical activities n.e.c (Sector code: 7490); renting and leasing of motor vehicles, renting and leasing of other machinery, equipment and tangible goods without operator (Sector code: 7710, 7730); temporary employment agency activities, provision and management of human resources (Sector code: 7820, 7830); activities of employment placement agencies (Sector code: 7810); reservation service and related activities (Sector code: 7990); security systems service activities (Sector code: 8020); combined facilities support activities (Sector code: 8110); industrial cleaning activities and specialized cleaning activities for buildings (Sector code: 8129); combined office administrative service activities, Photocopying, document preparation and other specialized office support activities (Sector code: 8211, 8219); activities of call centres (Sector code: 8220); organization of conventions and trade shows (Sector code: 8230); other remaining business support service activities n.e.c. (Sector code: 8299); basic-level training (Sector code: 8531); intermediate-level training (Sector code: 8532); college-level training (Sector code: 8533); other education n.e.c. (Sector code: 8559); educational support activities Sector code: 8560); other human health activities n.e.c (Sector code: 8699); creative, arts and entertainment activities (Sector code: 9000).

4. Ordinary business cycle

The Company's normal production and business cycle is within 12 months.

I. THE COMPANY'S OPERATIONS CHARACTERISTICS (continued)

5. Company's structure:

The list of subsidiary companies

No.	Company's name	Address	% Benefit		% Voting right	
			31.12.2024	01.01.2024	31.12.2024	01.01.2024
1	Bac Giang - Lang Son BOT JSC	16th Floor, Office Tower, Building No. 265 Cau Giay, Dich Vong Ward, Cau Giay District, Hanoi City, Vietnam	65.03%	70.36%	65.03%	70.36%
2	Deo Ca Investment JSC	32 Thach Thi Thanh, Tan Dinh Ward, District 1, Ho Chi Minh City, Vietnam	73.41%	72.09%	73.41%	72.09%
3	Phuoc Tuong Phu Gia BOT JSC	Lot 4 BT1, Me Tri Ha Urban Area, Me Tri Ward, Nam Tu Liem District, Hanoi City, Vietnam	99.37%	99.32%	99.37%	99.32%

The list of joint venture and associate companies

No.	Company's name	Address	% Benefit		% Voting right	
			31.12.2024	01.01.2024	31.12.2024	01.01.2024
1	Khanh Hoa Deo Ca BOT Investment JSC	278 Thuy Khue, Thuy Khue Ward, Tay Ho District, Hanoi City, Vietnam	47.34%	47.21%	50.00%	50.00%
2	Dong Dang - Tra Linh Expressway Joint Stock Company	No. 320, Group 11, Song Bang Ward, Cao Bang City, Cao Bang Province	42.31%	0%	55.00%	0%
3	Cam Lam - Vinh Hao Expressway Joint Stock Company	Luong Cang Village, Nhon Son Commune, Ninh Son District, Ninh Thuan Province	38.00%	0%	38.00%	0%
4	Bac Giang - Lang Son - Huu Nghi BOT JSC	11th Floor, Thang Long Office Building at 98A Nguy Nhu Kon Tum, Nhan Chinh Ward, Thanh Xuan District, Hanoi City, Vietnam	31.60%	31.60%	31.60%	31.60%

I. THE COMPANY'S OPERATIONS CHARACTERISTICS (continued)

5. Company's structure (continued)

Summary of Activities of Subsidiary and Associate Companies:

i. Bac Giang - Lang Son BOT JSC

The project company implementing BOT contract was established under the first in accordance with the Business Registration Certificate No. 0106987957 dated 11 September 2015; 20th amendment on 19 December 2024 issued by the Hanoi Department of Planning and Investment.

Investment registration certificate No.110/BKHDT-GNNDKDTTN issued on 29 March 2016, the first amendment dated 29 March 2016 regarding the approval of investment projects:

- + Investment and construction project of Bac Giang - Lang Son city expressway section KM45+100 - KM 108 + 500 combined with strengthening National Highway 1 section Km1 + 800 - Km 106 + 500, Bac Giang province and Lang Son province under BOT contract.
- + Scale, design frequency and standards of the Project (according to the BOT Investment Certificate)

Structure of investment capital according to the financial plan:

+ Equity:	VND 1,645,470,000,000
+ Borrowings:	VND 10,543,195,000,000
Total	VND 12,188,665,000,000

The company's investment capital is implemented according to the project's progress.

The project continues to be completed and is being verified and approved by the competent State authorities.

Investors are entitled to 11.5% per year interest under the BOT contract throughout the project's lifespan. The remaining toll collection period according to the financial plan is 23 years and 8 months.

Actual contributed capital as at 31/12/2024 is: VND 1,780,498,740,000

ii. Deo Ca Investment JSC

The project company implementing BOT contract was established under the first in accordance with the Business Registration Certificate No. 0104567756 dated 5 April 2010 issued by the Department of Planning and Investment of Hanoi City. The Company is currently operating under the 25th amended enterprise registration certificate issued by the Ho Chi Minh City Department of Planning and Investment on 10 October 2024.

Adjusted investment certificate No.47/BKHDT-GCNDKDTTN/DC1 certified by the Ministry of Planning and Investment on 20 June 2017:

- + Deo Ca tunnel project (including Deo Ca and Co Ma tunnel, Cu Mong tunnel and Hai Van tunnel)

Decision No.400/QD-BGTVT dated 4 March 2019 on approving the adjustment of the financial plan of Deo Ca tunnel project (including Deo Ca and Co Ma tunnel, Cu Mong tunnel and Hai Van tunnel);

Decision No. 397/QD – BGTVT date 5 April 2024 on approving the Feasibility Study Report to adjust the Deo Ca Road Tunnel Project (including Deo Ca and Co Ma Tunnel, Cu Mong Tunnel and Hai Van Tunnel) under the form of BOT ;

The total project investment capital according to Appendix 13 of the Contract 26/HDXD-DEOCA with the Ministry of Transport signed on 06 August 2024 is VND 18,904 billion.

Structure of investment capital according to the financial plan:

+ Owner's equity:	VND 1,749,864,583,000
+ Other Capital	VND 1,438,432,378,000
+ Borrowings:	VND 13,375,708,235,000
+ State budget Capital	VND 5,048,002,979,000
Total	VND 21,612,008,175,000

I. THE COMPANY'S OPERATIONS CHARACTERISTICS (continued)

5. Company's structure (continued)

ii. Deo Ca Investment JSC (continued)

The company's investment capital is implemented according to the project's progress. The project is being verified and approved by a competent authority. This BOT contract is guaranteed by a competent authority for the investor's profit throughout the project's lifespan:

- + Deo Ca Tunnel component: Investor profit under the contract is 9.15% per year throughout the project's lifespan. The remaining toll collection period according to the financial plan is 20 years and 5 months;
- + An Dan Station component: Investor profit under the contract is 9.15% per year throughout the project's lifespan. The remaining toll collection period according to the financial plan is 20 years and 5 months;
- + Cu Mong Tunnel component: Investor profit under the contract is 9.15% per year throughout the project's lifespan. The remaining toll collection period according to the financial plan is 20 years and 5 months;
- + Hai Van tunnels 1 and Hai Van tunnels 2 component: Investor profit under the contract for both tunnels is 11.5% per year. The remaining toll collection period according to the financial plan is 20 years and 5 months.

Actual contributed capital as at 31/12/2024 is: VND 2,281,036,400,000

iii. Phuoc Tuong Phu Gia BOT JSC

The project company implementing BOT contract was established under the first in accordance with the Business Registration Certificate No. 0106205342 dated 12 June 2013; amended for the 10th time by the Hanoi Department of Planning and Investment on 19 September 2023.

Investment certificate No.62/BKHĐT-GCNTTN dated 17 October 2013 issued by the Minister of Planning and Investment; and the first amended dated 17 August 2015;

- + Investment project on construction of Phuoc Tuong and Phu Gia tunnel, National Highway 1A, Thua Thien Hue Province;

Appendix BOT Contract No.07/11378/HD.BOT-BGTVT dated 23 April 2021 between the Ministry of Transport and Phuoc Tuong Phu Gia Joint Venture (Investor) – Phuoc Tuong Phu Gia BOT Joint Stock Company on the construction of Phuoc Tuong and Phu Gia tunnels, National Highway 1A, Thua Thien Hue Province;

- + Scale, design frequency and standards of the Project (according to the BOT Investment Certificate)

Structure of investment capital according to the financial plan: VND 1,559,231,104,000

- + Owner's equity: VND 262,000,000,000
- + Borrowings: VND 1,297,231,104,000

The company's investment capital is implemented according to the project's progress.

The project is being verified and approved by a competent authority.

Investor profit throughout the project's lifespan is 11.5% per year. The remaining toll collection period according to the financial plan is 10 years and 10 months.

Actual contributed capital as at 31/12/2024 is: VND 296,310,000,000

iv. Khanh Hoa Deo Ca BOT Investment JSC

The project company implementing BOT contract was established under the first in accordance with the Business Registration Certificate No. 0106159826 dated 22 April 2013. The business registration certificate was amended for the 7th time by the Hanoi Department of Planning and Investment on 03 January 2025.

I. THE COMPANY'S OPERATIONS CHARACTERISTICS (continued)

5. Company's structure (continued)

iv. Khanh Hoa Deo Ca BOT Investment JSC (continued)

Investment Certificate No.60/BKHDT-GCNDTN dated 25 September 2013:

+ Investment and construction project of expanding National Highway 1 section Km1374+525 - Km1392 & Km1405 - Km1425, Khanh Hoa province under BOT contract.

Decision 108/QD-BGTVT dated 13 January 2016 on the collection of tolls at Ninh An toll station Km1425+200 on National Highway 1 on paybacking the investment project for the expansion of National Route 1 section Km1374+525 - Km1392 and Km1405 - Km1425+500, Khanh Hoa province under BOT contract:

+ Scale, design frequency and standards of the project (according to the BOT Investment Certificate)

Structure of investment capital according to the financial plan: VND 2,644,478,000,000

+ Owner's equity: VND 339,447,800,000

+ Borrowings: VND 2,305,030,200,000

The company's investment capital is implemented according to the project's progress.

The project is being verified and approved by the competent State authorities.

Investor return throughout the project's lifespan is 11.5% per year. The remaining toll collection period according to the financial plan is 12 years and 8 months.

Actual contributed capital as at 31/12/2024 is: VND 305,000,000,000

v. Dong Dang – Tra Linh Expressway Joint Stock Company

The project enterprise implementing a BOT contract established under the first Business Registration Certificate No. 4800935176 issued by the Department of Planning and Investment of Cao Bang province on 18 December 2023.

+ Investment project to build the Dong Dang (Lang Son province) - Tra Linh (Cao Bang province) expressway under the form of public-private partnership (PPP) (phase 1);

Decision No. 1212/QD-TTg dated 10 August 2020 of the Prime Minister approving the investment policy of the investment project to build the Dong Dang (Lang Son province) - Tra Linh (Cao Bang province) expressway under the form of public-private partnership;

Decision No. 20/QD-TTg dated 16 January 2023 of the Prime Minister approving the adjustment of the investment policy for the Dong Dang (Lang Son province) - Tra Linh (Cao Bang province) expressway construction investment project under the public-private partnership form;

Decision No. 1199/QD-UBND dated 15 September 2023 of the Chairman of the Cao Bang Provincial People's Committee approving the Dong Dang (Lang Son province) - Tra Linh (Cao Bang province) expressway construction investment project under the public-private partnership (PPP) form (phase 1);

Decision No. 1629/QD-UBND dated 27 November 2023 of the Chairman of the People's Committee of Cao Bang province approving the results of selecting investors for the investment project to build the Dong Dang (Lang Son province) - Tra Linh (Cao Bang province) expressway under the form of public-private partnership (PPP) (phase 1);

+ Scale, design frequency and standards of the project (according to the BOT Investment Certificate)

Structure of investment capital according to the financial plan:

+ Owner's equity: VND 1,444,130,000,000

+ Borrowings VND 6,307,490,000,000

+ State budget Capital VND 6,580,000,000,000

Total VND 14,331,620,000,000

The company's investment capital is implemented according to the project's progress.

The estimated construction period according to PATC is from 19 December 2023 to 15 December 2026.

The expected toll collection period is 25 years and 3 months from the date the project comes into operation.

Actual contributed capital as at 31/12/2024 is: VND 50,000,000,000



II. THE COMPANY'S OPERATIONS CHARACTERISTICS (continued)

5. Company's structure (continued)

vi. Cam Lam – Vinh Hao Expressway Joint Stock Company

The enterprise established under the first Business Registration Certificate issued by the Department of Planning and Investment of Ho Chi Minh City No. 0316685416 on 21 January 2021. The 6th change Business Registration Certificate was issued by the Department of Planning and Investment of Ninh Thuan province on 15 June 2024.

+ Project: Investment in construction of Cam Lam - Vinh Hao section under the project to build some expressway sections on the North - South East route in the period of 2017-2020 under the form of BOT contract.

+ Scale, design frequency and standards of the project (according to the BOT Investment Certificate)

Structure of investment capital according to the financial plan:

+ Owner's equity:	VND 1,030,000,000,000
+ Borrowings:	VND 2,756,200,000,000
+ State budget Capital:	VND 5,139,280,000,000
Total	VND 8,925,480,000,000

The investment capital of the enterprise is implemented according to the progress of the project.

The investor's profit throughout the project's life is 9.99%/year. The remaining toll collection period according to the financial plan is 16 years and 4 months.

Actual contributed capital as at 31/12/2024 is: VND 1,030,000,000,000

vii. Bac Giang - Lang Son - Huu Nghi BOT Joint Stock Company

The project enterprise implementing a BOT contract established under the first Business Registration Certificate No. 0108311466 dated 5 June 2018. The 11th change Business Registration Certificate was issued by the Hanoi Department of Planning and Investment on 22 January 2025.

+ Investment Project for Construction of Component 2: Expressway from Huu Nghi - Chi Lang border gate (Km1+800-Km44+749.67), Lang Son province

The Huu Nghi - Chi Lang Border Gate Expressway was invested and constructed according to Decision No. 1833/QD-BGTVT dated 14 June 2016 of the Ministry of Transport. The People's Committee of Lang Son province approved the adjustment and supplementation of the project in Decision No. 1523/QD-UBND dated 9 August 2018 and Decision No. 2018/QD-UBND dated 15 October 2018.

Decision No. 645/QD-UBND dated 5 April 2019 of the People's Committee of Lang Son province on approving the adjustment of the Financial Plan of Component Project 2 of the Bac Giang - Lang Son Expressway Construction Investment Project, section Km1+800-Km108+500, combined with strengthening the National Highway 1 road surface, section Km1+800-Km106+500, Bac Giang province and Lang Son province under the form of BOT contract.

+ Scale, design frequency and standards of the project (according to the BOT Investment Certificate)

Structure of investment capital according to the financial plan:	8,743,000,000,000 VND
+ Owner's equity:	1,749,000,000,000 VND
+ Borrowings:	6,994,000,000,000 VND

Enterprise investment capital is implemented according to project progress.

Actual contributed capital as at 31/12/2024 is: 144,000,000,000 VND

I. THE COMPANY'S OPERATIONS CHARACTERISTICS (continued)

5. Company's structure (continued)

List of dependent accounting affiliated units without legal status:

Company's name	Address
Construction Enterprise	Approach road to Hai Van Tunnel, Hoa Hiep Bac Ward, Lien Chieu District, Da Nang City
Hai Van Trading Service Production Enterprise	Approach road to Hai Van Tunnel, Hoa Hiep Bac Ward, Lien Chieu District, Da Nang City
Hai Van Tunnel Management and Operation Enterprise	Approach road to Hai Van Tunnel, Hoa Hiep Bac Ward, Lien Chieu District, Da Nang City
Hai Van Tunnel Management and Operation Enterprise	Hao Son Hamlet, Hoa Xuan Nam Commune, Dong Hoa Town, Phu Yen Province
Cu Mong Tunnel Management and Operation Enterprise	Long Thanh Hamlet, Xuan Loc Commune, Song Cau Town, Phu Yen Province
Bac Giang - Lang Son Expressway Management and Operation Enterprise	Km81+140, Bac Giang - Lang Son Expressway, Ho Son Commune, Huu Lung District, Lang Son Province
Bac Giang - Lang Son Expressway Management and Operation Enterprise	Tan Phong Hamlet, Tan Hoi Commune, Cai Lay Town, Tien Giang Province
Cam Lam - Vinh Hao Expressway Management and Operation Enterprise	Luong Cang Hamlet, Nhon Son Commune, Ninh Son District, Ninh Thuan Province, Viet Nam
Tam Diep - Dien Chau Expressway Management and Operation Enterprise	Tho Loc Village, Ha Linh Commune, Ha Trung District, Thanh Hoa Province, Vietnam
Representative Office in Hanoi	278 Thuy Khue, Thuy Khue Ward, Tay Ho District, Hanoi City, Vietnam
Representative Office in Ho Chi Minh City	32 Thach Thi Thanh Street, Tan Dinh Ward, District 1, Ho Chi Minh City

6. List of other investment companies

i. ICV Vietnam Investment and Construction JSC

ICV Vietnam Investment and Construction Joint Stock Company has enterprise registration certificate No. 0401777280 issued by the Department of Planning and Investment of Da Nang City on 13 July 2016. The Company is currently operating under the 18th amended enterprise registration certificate issued by the Ho Chi Minh City Department of Planning and Investment on 19 December 2024.

Line of business: Producing and trading in building materials

Actual contributed capital as at 31/12/2024 is:

VND 829,800,000,000

7. Employees

At the end of the accounting period, the company had 1,285 employees working (the beginning of year was 1,073 employees).

II. FISCAL YEAR AND ACCOUNTING CURRENCY

The Company's fiscal year is from 1 January to 31 December yearly.

The currency used in accounting records is Vietnam Dong (VND)

III. ACCOUNTING STANDARDS AND ACCOUNTING SYSTEM

1. Accounting system

The Company applies the corporate accounting system issued under Circular No. 200/2014/TT-BTC dated 22 December 2014 and supplementary guiding documents.

2. Statement of Compliance with Accounting Standards and Accounting System

The Company applies Vietnamese Accounting Standards and supplement documents issued by the State. The separate financial statements are prepared and presented in compliance with applicable standard, circular guiding the implementation of the standard and the corporate accounting systems.

IV. ACCOUNTING POLICIES

1. Exchange rates which are applied in accounting

a) Real exchange rates for foreign currency transactions in year

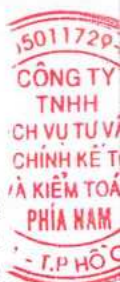
Actual exchange rate used in buying or selling foreign currencies (foreign exchange spot contracts, forward contracts, futures contracts, options contracts, swap contracts): is the exchange rate signed in foreign exchange contracts between the Company and the commercial banks;

If the contract does not specify the exchange rate, the Company shall recognize transactions in accordance with the following principles:

- + Actual exchange rate when contributing capital or receiving capital contribution: is buying exchange rate of the bank where the enterprises opens an account to receive capital from the owners at the transaction date;
- + Actual exchange rate when recording receivables: is the buying exchange rate of the commercial bank where the enterprises assigned customers to make the payment at the transaction date;
- + Actual exchange rate when recording liabilities: is the selling exchange rate of the commercial bank where the enterprises expect to conduct transactions at the transaction date;
- + For purchasing of assets or expenses in foreign currencies (not through the accounts payables), the exchange rate is the buying exchange rate of the commercial bank where the enterprises make payments;
- + Actual exchange rate used for collection of receivables, deposits, guarantees, or payment of payables in foreign currency, determined by the exchange rate at the transaction date;
- + Weighted average exchange rate used to collection of receivables, deposits, guarantees, or payment of payables in foreign currency, determined by the exchange rate at the transaction date;
- + Actual exchange rate differences arising during the year of monetary items denominated in foreign currencies are accounted for at actual exchange rates at the time of arising and are charged to financial revenue or expenses in the financial year.

b) Exchange rate upon re-evaluated monetary items denominated in foreign currencies at the time of preparation of the Separate Financial Statements.

Actual exchange rate upon translating monetary assets denominated in foreign currencies: is the buying exchange rate of the commercial bank where the company regularly trades at the balance sheet date. Foreign currencies deposit in bank at the separate balance sheet date are translated at the buying exchange rate of the commercial bank where the company opens foreign currency accounts;



IV. ACCOUNTING POLICIES (continued)

1) Exchange rates which are applied in accounting (continued)

b) Exchange rate upon re-evaluated monetary items denominated in foreign currencies at the time of preparation of the Separate Financial Statements (continued)

Actual exchange rate upon translating monetary liabilities denominated in foreign currencies: is the selling exchange rate of the commercial bank where the company regularly trades at the separate balance sheet date;

The exchange rate difference resulting from the revaluation of the balances of foreign currency-denominated items at the end of the year is accounted for using the actual exchange rate of the commercial bank where the enterprise regularly transacts, as disclosed at the time of preparing the separate financial statements. Any remaining difference after offsetting the increases and decreases is recognized as revenue from financial activities or financial expenses in the year.

The company is not allowed to distribute profits or pay dividends on the exchange rate gain or loss resulting from the revaluation of the year-end foreign currency balance of foreign currency-denominated items.

2. Cash and cash equivalents

a) Cash

Cash includes: cash on hand, cash in bank and cash in transit.

b) Cash equivalents

Cash equivalents are short-term investments with original maturity of three months or less which can be able to convert to the amount of cash and there is no significant risk in the converting from the purchasing date at the separate balance sheet date.

3. Financial investment

Financial investment is the outside with the purpose of using capital reasonably and improving efficiency of business operations such as investments in subsidiaries, joint ventures, cooperation, investment in securities and other financial investments. For the preparation of financial statements, the financial investment must be classified as follows:

- Investments with a remaining recovery period of no more than 12 months are classified as short-term.
- Investments with a remaining recovery period of 12 months or more are classified as long-term.

Investments in subsidiaries and associates

Investments in subsidiaries and associates are initially recorded at original cost. Distributions from accumulated net profits from subsidiaries and associates arising after the date of acquisition are recognized in the financial income. Other distributions (except for net profits) are considered as a proceed from the divestment of the investments and will be deducted in the cost of the investment.

IV. ACCOUNTING POLICIES (continued)

3. Financial investment (continued)

Investments in subsidiaries and associates (continued)

The Company applies accounting regulations on jointly controlled operations and jointly controlled assets as on normal business activities. In which:

- Monitoring incomes and expenses of joint ventures separately and allocating to parties of joint ventures;
- Monitoring contributed assets, contributed capital and liabilities separately in the joint ventures arising from operating joint venture.

Expenses directly related to investment activities in joint ventures and associates have been recorded as financial expense in the year.

Provision for investment loss in other entities:

- For the provision for investments in specialized companies (BOT companies): No provision for investment losses is made for investments in the company implementing the BOT projects. Investment is preserved capital and interest on capital of the investor participating in the project according to the BOT contract signed between the investor and the Competent authorities during the operation period of the project.
- Provision for investment losses in other units: losses of subsidiaries, joint ventures, associates have led to loss of capital or provision of investors by declining value of investments. The provision is made or reverted at the reporting date for each investment and are recorded in financial expenses during the period.

4. Trade account receivables

All receivables must be recorded detail by aging, by each client and in original currency if any and others details depending on the management request of the company.

Real exchange rate upon recording receivables: Is exchange rates of purchase of commercial banks where enterprises expect to conduct transactions at the time of incurred transactions.

Provision for doubtful debts: Receivable shall be considered for provision for risks based on the overdue age of the receivable or the expected losses that may occur in the event that the receivable is not yet due for payment but the economic organization falls into bankruptcy or is undergoing dissolution procedures, missing, or fleeing.

5. Inventories

Inventories are stated at original cost. Where the net realizable value is lower than cost, inventories should be measured at the net realizable value. The cost of inventories should comprise all costs of purchase, costs of conversion and other costs incurred in bringing the inventories to their present location and condition.

The value of inventories is determined by the weighted average method.

Inventories are recorded in line with perpetual method.

IV. ACCOUNTING POLICIES (continued)

5. Inventories (continued)

Provisions for decline in value of inventories: In the end of accounting year, if inventories do recover enough at its historical value not because of damage, obsolescence, reduction of selling price. In this case, the provision for inventories is recognized. The provision for decline in inventories is the difference between the historical value of inventories and its net realizable value.

6. Tangible and intangible fixed assets, finance lease fixed assets and investment properties

Tangible fixed assets, intangible fixed assets are recorded at cost. In the course of use, tangible fixed assets, intangible fixed assets are recorded at cost, accumulated amortization and carrying amount.

- Depreciation of fixed assets:

Tangible fixed assets that are means of transport and management equipment are depreciated on a straight-line. The depreciation period is determined in accordance with the provisions of Circular No. 45/2013/TT-BTC dated 25 April 2013 of the Ministry of Finance guiding the regime of management, use and depreciation of assets, and Circular 147/2016/TT-BTC dated 13 October 2016 amending and supplementing a number of articles of Circular No. 45 /2013/TT-BTC dated 25 April 2013 of the Ministry of Finance guiding the regime of management, use and depreciation of fixed assets.

The estimated amortization period is as follows:

- Buildings, plants	10 - 50 years
- Machinery, equipment	03 - 20 years
- Transportation equipment, transmitters	06 - 30 years
- Office equipment and furniture	03 - 10 years
- Land use rights indefinitely	Excluding depreciation
- Other fixed assets	10 years

7. Business cooperation contract

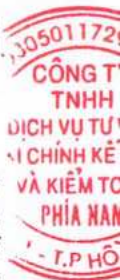
A business cooperation contract (BCC) is a contract between the Company and other parties to carry out specific business activities without establishing a new legal entity. The Company recorded liability for the assets receiving from other entities under BCC, and not classify this as owner's equity. BCC has the following forms:

- BCC in the form of jointly controlled assets;
- BCC in the form of jointly controlled operations;
- BCC in the form of shares of post-tax profits.

8. Prepaid expenses

The calculation and allocation to expense to each accounting period based on the nature, level of each prepaid expense to determine the allocation method properly and consistently.

Prepaid expenses are tracked according to each prepaid period incurred, allocated to the cost objects of each accounting period and the remaining amount has not been allocated to expenses.



IV. ACCOUNTING POLICIES (continued)

8. Prepaid expenses (continued)

Classification of prepaid expenses before preparing the Separate Financial Statements according to the following principles:

- Prepaid expense related to purchase or service less than 12 months or 01 normal production period, from incurred date, are recorded as short - term.
- Prepaid expense related to purchase or service over than 12 months or 01 normal production period, from incurred date, are recorded as long - term.

9. Trade and other payables

Including trade payables, prepayments from buyers, internal payables, other payables, loans at the reporting time, if:

- Payment term not exceeding 12 months is classified as short-term debt.
- Payment term from 12 months or more is classified as long-term debt.

For transactions in foreign currencies during the period, the exchange rate is the selling exchange rate of the commercial bank where the Company intends to transact at the time of the transaction.

At the time of preparing separate financial statements, the foreign currency-denominated payables shall be revalued at the actual exchange rate, which is the buying rate of the commercial bank designated by the enterprise for customer payment. The exchange rate difference shall be offset and then recognized as revenue or financial expenses. Advances from customers were not be revalued balance.

10. Loans and finance lease liabilities

Borrowings in the form of issuance of bonds or preference share with preferential terms required the issuer to repurchase in the future shall not be reflected on this item.

Borrowings are monitored in detail by each object, each contract and each type of debt assets. Finance lease liabilities are stated at the present value of the minimum lease payments or the fair value of the leased asset.

When preparing separate financial statements, the balances of foreign currency borrowings and financial lease liabilities shall be evaluated using the actual exchange rates.

11. Accrued expenses

Accrued expenses include liabilities for goods and services received in the year but not yet paid for due to pending invoices or insufficient records and documents and payables to employees are recorded in production and business expenses in the period to ensure that when the cost incurred will not cause a sudden change in production and business costs on the basis of ensuring the principle of concordance between revenue and expenses. The accrued expenses must be calculated strictly and must have reasonable and reliable evidence. When such expenses are incurred, if there is a difference with the deducted amount, the accountant shall record additional or decreasing expenses corresponding to the difference.

12. Unearned revenue

Unearned revenue mainly comprises the amounts that customers have paid in advance for one or many accounting periods such as rental prepayment. The company recognizes unearned revenue corresponding to the obligation that the company will have to fulfill in the future.

IV. ACCOUNTING POLICIES (continued)

13. Provision for payables

Provision for payables is the most reasonably estimated value which will be paid for current debt obligation at the reporting date.

Only costs related to the initial payables provision shall be offsite by that provision.

The difference between the unused reserve set up in the previous accounting period and the reserve set up in the reporting period to offset the reduction in production and business costs is greater than the difference of the reserve returned to other income in the period for warranty obligations of construction projects.

14. Owners' equity

Owners' capital is recorded according to the amount of capital actually contributed by the owners and is tracked in detail for each organization and individual contributing capital.

Undistributed profit after tax reflects the business results (profit or loss) after corporate income tax of the Company at the balance sheet date.

15. Appropriation of net profits

Profit after corporate income tax may be distributed to shareholders after being approved by the General Meeting of Shareholders and after distributing funds in accordance with the Company's charter and the regulations of Vietnamese law.

The Company appropriate funds as below:

- *Investment and development fund* is set aside for use in the Company's expansion of its operation or of in-depth investment.
- *Other fund* is set from profit after corporate income tax of the Company and is approved at the General Meeting of Shareholders.

16. Revenue

a) Revenue from sale of goods

Revenue from sales of goods is recognized when the following conditions are satisfied:

- The significant risks and rewards of ownership of the goods have been transferred to the buyer;
- The Company retains neither continuing managerial involvement as a neither owner nor effective control over the goods sold;
- The amount of revenue can be measured;
- The economic benefits associated with the transaction of goods sold have flown or will flow to the Company;
- The costs incurred or to be incurred in respect of the transaction of goods sold can be measured reliably.

b) Revenue from rendering of services

Revenue from rendering of services should be recognised when all the following conditions have been satisfied:

- The amount of revenue can be measured reliably;
- It is probable that the economic benefits associated with the transaction will flow to the Company;
- The costs incurred for the transaction and the costs to complete the transaction can be measured reliably.

The completed service delivery task is determined by the method of evaluation of completed work.

IV. ACCOUNTING POLICIES (continued)

16. Revenue (continued)

c) Construction contract revenue

Construction contract revenue is recognized in one of the following two cases:

- Construction contract stipulating contractor is paid according to the planned schedule: when the contract results can be estimated reliably, revenue is recognized corresponding to the part of work completed self-determined by the contractor at the balance sheet date;
- Construction contracts stipulating contractors are paid according to the volume of work: when the contract results are reliably estimated and confirmed by the customer, revenue is recognized according to percentage of completion confirmed by the customer.

When the contract results cannot be reliably estimated, revenue is recognized as equivalent to the costs incurred for which it is probable that reimbursement will be made.

d) Income from interest

Financial income includes interest income, royalties, dividends, distributed profits and other financial income. For interest received from lending, deferred payment and installment sales: revenue is recognized when it is certain to be collectable and lending, receivables are not classified as overdue leading to the provision. Dividend income is recognized when the right to receive dividends is established.

e) Income from liquidation of short-term and long-term financial investments

Income from the disposal of short-term and long-term financial investments is recognized in the separate statement of income when the significant risks and rewards of ownership have been transferred to the buyer. Most of the risks and rewards of ownership are transferred to the buyer only upon completion of the purchase or sale transaction (for listed securities) or completion of an asset transfer agreement (for listed unlisted).

f) Other income

Other income includes income from other activities: disposal of asset; penalty receipt, compensation, collection of bad debt which was write off, unknown payables, gift in cash or non cash form...

17. Revenue deductions

The decrease adjustment of revenue shall be as follows:

- The decrease adjustment of revenue in the incurring year if revenue deductions incurred in the same year of consumption of products, goods and services;



IV. ACCOUNTING POLICIES (continued)

17. Revenue deductions (continued)

- The decrease adjustment of revenue as follows if revenue deductions incurred in the continued period of consumption of products, goods and services:
 - + Adjustments to decrease in revenue in the Separate Financial Statements of the reporting period if there are deductions for revenue before the issuance of the Separate Financial Statements;
 - + Adjustments to decrease in revenue in the Separate Financial Statements of the period after the reporting period if there are deductions for revenue after the issuance of the Separate Financial Statements.

Trade discount is the discount for customers who buy large quantity of goods.

Sales rebate is the deduction to the buyer because products, goods are bad, degraded or improper as prescribed in contract.

Sales return are reflected the value of the products, goods which customer returns due to causes such as violations of economic contracts, bad, degraded, wrong category or improper goods.

18. Costs of goods sold

Cost of good sold includes cost of finished goods, trade goods, services, property, construction unit sold in the production period and expense related to real estate activities.

Damaged or lost value is allowed to record to the cost of goods sold after deduction of compensation (if any).

For the used material over the normal production capacity, labor and general production cost is not allowed to record to production cost but allowed to record to cost of good sold after deduction of compensation (if any), even these finished goods are not sold.

19. Financial expenses

Items recorded into financial expenses consist of: expense or loss related to financial investment; lending and borrowing expense; expense related to investment to joint venture, associates; loss from share transfer; provision of share decrease or investment; loss on trading foreign currency.

20. Selling and general administration expenses

Selling expense is recorded in the period of selling finished goods, trade goods and providing service.

Administrative expense reflects the general expense of the company, including: labor cost; social and health insurance, unemployment fund, union cost of management employee; office material expense, tools, depreciation of assets using for management; land rental, business licence tax; bad debt provision; outsourcing expense and other cash expenses.

IV. ACCOUNTING POLICIES (continued)

21. Current and deferred income tax expense

Current income tax is a tax calculated on taxable income and income tax rate applied in the current year.

The Company has not recognized a deferred tax asset for the deductible temporary difference when determining taxable income in the statement of the company due to the inability to predict future profit as well as the potential withheld for tax purposes in subsequent tax periods at the date of the separate financial statements.

22. Relevant parties

Parties are considered to be related if one party has capacity to control or has significant impact to other party in the decision of financial and operation activities. All parties are recognized as related parties if having the same control or significant impact.

In the review of related parties, nature of the relationship is considered more than legal form.

23. Segment reporting

A business segment is a separately identifiable part that is engaged in the production or providing products or services and has economic risks and rewards that are different from those of other business segments.

A geographical segment is a distinctly identifiable part that is engaged in the production or providing product or service within a particular economic environment and that is subject to economic risks and rewards different from business segments in other economic environments.

24. Financial instruments

a) Financial assets

According to the Circular No. 210, the Company classifies financial assets as below:

- Financial assets which are classified at fair value through the Income Statement are the financial assets held for trading or are classified at fair value group the result of the Income statement at the initial recognition;
- Held-to-maturity investments are the non-derivative financial assets, including fixed or with determined payments, and fixed maturity which the company has to be willing and able to hold till maturity date;
- Loans and receivables are the non-derivative financial assets, including fixed or with determined payments, and non-listed in a listed market;
- Financial assets available for sale are the non-derivative financial assets which are determined as available for sale or not classified in any of the other categories. These assets are measured at fair value through the Income statement, including held-to-maturity investment, loans and receivables.

V. NOTES TO THE SEPARATE BALANCE SHEET

1. CASH AND CASH EQUIVALENTS

	31.12.2024 VND	01.01.2024 VND
Cash on hand	697,301,577	1,028,979,965
Cash at bank	128,762,323,668	11,924,523,637
Cash equivalents	50,036,459,901	163,013,972,165
Total	<u>179,496,085,146</u>	<u>175,967,475,767</u>

2. INVESTMENTS

a) Held-to-maturity investments

	31.12.2024		01.01.2024	
	Historical cost VND	Book value VND	Historical cost VND	Book value VND
Short-term	6,432,529,990	6,432,529,990	-	-
Term deposits (i)	6,432,529,990	6,432,529,990	-	-
Long - term	2,000,000,000	2,000,000,000	2,000,000,000	2,000,000,000
Bonds (ii)	2,000,000,000	2,000,000,000	2,000,000,000	2,000,000,000
Cộng	<u>8,432,529,990</u>	<u>8,432,529,990</u>	<u>2,000,000,000</u>	<u>2,000,000,000</u>

(i) The deposit has a term of 3 months at Vietinbank with an interest rate of 3.2% per year and at TPbank with an interest rate of 3.7% per year;

(ii) The investment includes 200 bonds with par value of VND 10,000,000, with a term of 10 years (2019 - 2029); interest rate: Reference interest rate + 1.2% per year; issued by Vietinbank. These bonds are currently being used as collateral for credit agreements at Vietinbank.

V. NOTES TO THE SEPARATE BALANCE SHEET (continued)

2. INVESTMENTS (continued)

b) Investments in subsidiaries, joint ventures and associates

	31.12.2024			01.01.2024		
	Historical cost VND	Book value VND	Provision VND	Historical cost VND	Fair value VND	Provision VND
Investments in subsidiaries	3,126,897,040,000	-	-	2,963,020,030,000	-	-
Deo Ca Investment JSC (i)	1,674,617,650,000	-	-	1,566,373,980,000	-	-
Bac Giang - Lang Son BOT JSC (ii)	1,157,824,390,000	-	-	1,124,315,050,000	-	-
Phuoc Tuong Phu Gia BOT JSC (iii)	294,455,000,000	-	-	272,331,000,000	-	-
Investments in associates, joint ventures	578,904,000,000	-	-	177,620,000,000	-	-
Cam Lam - Vinh Hao Expressway JSC (iv)	391,400,000,000	-	-	-	-	-
Khanh Hoa Deo Ca BOT Investment JSC	122,000,000,000	-	-	122,000,000,000	-	-
Bac Giang - Lang Son - Huu Nghi BOT JSC (v)	45,504,000,000	-	-	55,620,000,000	-	-
Dong Dang - Tra Linh Expressway JSC (vi)	20,000,000,000	-	-	-	-	-
Total	3,705,801,040,000	-	-	3,140,640,030,000	-	-

- (i) Deo Ca Traffic Infrastructure Investment JSC has completed procedures the capital contribution procedures into Deo Ca Investment JSC with an amount of VND 108,243,670,000 according to the plan approved by the General Meeting of Shareholders of Deo Ca Investment JSC in Resolution No. 03/2023/NQ-DHDCD dated 31 March 2023.
- (ii) Deo Ca Traffic Infrastructure Investment JSC has completed procedures the capital contribution procedures into Bac Giang - Lang Son BOT JSC with an amount of VND 33,509,340,000 according to the plan approved by the General Meeting of Shareholders of Bac Giang - Lang Son BOT JSC in Resolution No. 02/2023/NQ-DHDCD dated 4 April 2023.
- (iii) Deo Ca Traffic Infrastructure Investment JSC has completed procedures the capital contribution procedures into Phuoc Tuong Phu Gia BOT JSC with an amount of VND 22,124,000,000 according to the plan approved by the General Meeting of Shareholders of Phuoc Tuong Phu Gia BOT JSC in Resolution No. 02/2023/NQ-DHDCD dated 6 July 2023.



V. NOTES TO THE SEPARATE BALANCE SHEET (continued)

2. INVESTMENTS (continued)

b) Investments in subsidiaries, joint ventures and associates (continued)

- (iv) Deo Ca Transport Infrastructure Investment Joint Stock Company has completed the procedures for receiving the transfer of equity capital at Cam Lam - Vinh Hao Expressway Joint Stock Company with a capital contribution value of VND 391,400,000,000 according to the share transfer contract No. 01/2024/HDCNCP/DCG-HHV dated 26 December 2024.
- (v) According to Resolution No. 03/2024/NQ-ĐHĐCĐ dated 17 July 2024, Bac Giang - Lang Son - Huu Nghi BOT Joint Stock Company has completed the procedure to reduce its charter capital from VND 176,000,000,000 to VND 144,000,000,000 according to the 10th change in Business Registration Certificate issued by the Hanoi Department of Planning and Investment on 29 July 2024.
- (vi) According to the terms of the Joint Venture Agreement dated 30 October 2023 signed between the joint venture of Deo Ca Transport Infrastructure Investment Joint Stock Company, Deo Ca Group Joint Stock Company, ICV Vietnam Investment and Construction Joint Stock Company, and Construction Joint Stock Company 568 on participating in the selection of Investors for the Dong Dang (Lang Son province) - Tra Linh (Cao Bang province) expressway construction investment project under the form of public-private partnership (PPP) (phase 1), the Company commits to contribute 15% of the total charter capital of the Project Enterprise with an amount of VND 216,619,500,000. As of 31 December 2024, the Company has completed the procedures for contributing capital to invest in Dong Dang - Tra Linh Expressway Joint Stock Company (phase 1) with an amount of VND 7,500,000,000 according to Resolution No. 30/2023/NQ-HDQT dated 12 December 2023 and completed the procedures for receiving the transfer of equity capital from Deo Ca Group Joint Stock Company with a capital contribution value of VND 12,500,000,000 according to the share transfer contract No. 2512/2024/HDCNCP/DCG-HHV dated 25 December 2024.

For the provision investment into the particular enterprise (BOT enterprise): The Company doesn't make provision for investment losses for investments in enterprises implementing BOT projects, because the BOT contract ensures the investor preserves the capital and the profit on the capital of the investor participating in the project according to the agreement on the BOT contract signed between the investor and the competent State agency during the period project operation period.



V. NOTES TO THE SEPARATE BALANCE SHEET (continued)

2. INVESTMENTS (continued)

c) Investments in other entities

	31.12.2024			01.01.2024		
	Historical cost VND	Book value VND	Provision VND	Historical cost VND	Book value VND	Provision VND
ICV Vietnam Investment and Construction JSC (i)	127,500,000,000	-	-	13,500,000,000	-	-
	-	-	-	-	-	-
Total	127,500,000,000	-	-	13,500,000,000	-	-

(i) Deo Ca Traffic Infrastructure Investment JSC has completed procedures for receiving capital transfer at ICV Vietnam Investment and Construction JSC with a capital contribution value of VND 114,000,000,000 according to the Share transfer agreement No. 2806/2024/CNCP-ICV dated 28 June 2024.

Because the shares of these companies have not been listed on stock markets, the fair value of such investment in these companies has not been evaluated for disclosure in the Note to the separate financial statements in accordance with Circular No. 200/2014/TT-BTC 22 December 2014



V. NOTES TO THE SEPARATE BALANCE SHEET (continued)

3. TRADE ACCOUNTS RECEIVABLES

a) Short – term trade accounts receivable

	31.12.2024	01.01.2024
	VND	VND
Related parties	839,372,201,777	657,330,308,317
Deo Ca Investment JSC	393,071,983,222	314,581,950,947
Deo Ca Group JSC	213,453,819,549	130,984,526,628
Cam Lam - Vinh Hao Expressway JSC	144,798,132,784	70,600,560,453
Phuoc Tuong Phu Gia BOT JSC	33,980,795,120	30,994,431,120
Bac Giang - Lang Son BOT JSC	30,367,351,127	28,505,057,107
BOT Trung Luong - My Thuan JSC	13,546,846,197	14,585,800,932
Khanh Hoa Deo Ca BOT Investment JSC	6,579,672,295	13,918,316,295
Deo Ca Expressway Operation and Maintenance JSC	2,935,663,301	1,470,201,487
ICV Vietnam Investment and Construction JSC	637,938,182	2,400,000
Deo Ca Construction JSC	-	51,687,063,348
Third parties	243,710,794,214	100,137,023,918
Project Management Unit - 2	96,874,868,008	61,415,375,434
Deo Ca Construction JSC	47,114,285,311	-
Vietnam Traffic Service and Trading Joint Stock Company	26,334,844,850	-
Da Nang Priority Infrastructure Investment Projects Management Unit	15,744,869,000	-
Dong Thuan Ha Co., Ltd	12,880,620,346	-
Road and Bridge Construction JSC 19	5,159,490,529	5,159,490,529
Song Da No 10 JSC	5,082,418,376	5,082,418,376
DakLak Road Management and Maintenance Single Member LLC	3,399,652,533	3,399,652,533
Lam Dong Provincial Traffic Project Management	2,384,463,000	2,384,463,000
Others	28,735,282,261	22,695,624,046
Total	1,083,082,995,991	757,467,332,235

b) Long – term trade accounts receivable

	31.12.2024	01.01.2024
	VND	VND
Related parties	3,094,427,531	3,094,427,531
Deo Ca Investment JSC	3,094,427,531	3,094,427,531
Total	3,094,427,531	3,094,427,531

V. NOTES TO THE SEPARATE BALANCE SHEET (continued)

4. SHORT-TERM PREPAYMENTS TO SUPPLIERS

	31.12.2024 VND	01.01.2024 VND
Third parties	28,574,500,783	103,782,194,987
Tay An Project Investment and Construction JSC	7,581,804,304	9,321,979,651
Asia Real Estate Investment Construction Corporation	2,623,230,318	14,008,765,873
Khanh Son Company Limited	2,293,138,174	6,120,456,775
Investment - Development City and Industrial Zone JSC	891,049,877	29,420,534,767
Dong Khanh Construction Co., Ltd	-	13,862,983,101
Others	15,185,278,110	31,047,474,820
Total	28,574,500,783	103,782,194,987

5. RECEIVABLES FORM SHORT-TERM LOANS

	31.12.2024 VND	01.01.2024 VND
Third parties		
IDC Indochina Joint Stock Company (i)	3,000,000,000	-
COMA 25 Construction and Trading Joint Stock Company (ii)	3,000,000,000	-
Total	6,000,000,000	-

(i) Loan to IDC Indochina Joint Stock Company with interest rate of 9.5%/year, loan term of 11 months from the date of receiving the first loan.

(ii) Loan to COMA 25 Construction and Trading Joint Stock Company with interest rate of 9.5%/year, loan term of 11 months from the date of receiving the first loan.

DEO CA TRAFFIC INFRASTRUCTURE INVESTMENT JOINT STOCK

B09a-DN

Address: Km11+500, Southern approach road to Hai Van Tunnel, Hoa Hiep Bac Ward, Lien Chieu District, Da Nang City, Viet Nam

V. NOTES TO THE SEPARATE BALANCE SHEET (continued)**6. OTHER RECEIVABLES****a) Other short-term receivables**

	31.12.2024		01.01.2024	
	Value VND	Provision VND	Value VND	Provision VND
Advances	12,205,330,180	-	12,355,477,623	-
Deposits	1,261,669,373	-	1,261,669,373	-
Related parties	100,000,000	-	100,000,000	-
Deo Ca Group JSC	100,000,000	-	100,000,000	-
Third parties	1,161,669,373	-	1,161,669,373	-
Chailease International Leasing Company Limited	687,819,373	-	687,819,373	-
BIDV - Sumi Trust Leasing Company., Ltd - Da Nang Branch	473,850,000	-	473,850,000	-
Capital Contribution receivables	144,302,099,206	-	79,024,000,000	-
Related parties	144,302,099,206	-	79,024,000,000	-
Deo Ca Investment JSC	73,000,000,000	-	57,000,000,000	-
Dong Dang - Tra Linh Expressway JSC	64,302,099,206	-	-	-
Bac Giang - Lang Son BOT JSC	7,000,000,000	-	12,300,000,000	-
Phuoc Tuong Phu Gia BOT JSC	-	-	9,724,000,000	-
Others	43,834,156,862	873,033,836	37,716,431,903	873,033,836
Related parties	41,420,198,164	-	35,453,205,808	-
Deo Ca Group JSC	23,875,003,994	-	18,125,128,566	-
Deo Ca Investment JSC	14,881,361,082	-	14,881,361,082	-
Cam Lam - Vinh Hao Expressway JSC	2,663,833,088	-	2,446,716,160	-
Third parties	2,413,958,698	873,033,836	2,263,226,095	873,033,836
Road Management Authority III	837,818,000	837,818,000	837,818,000	837,818,000
Others	1,576,140,698	35,215,836	1,425,408,095	35,215,836
Total	201,603,255,621	873,033,836	130,357,578,899	873,033,836



V. NOTES TO THE SEPARATE BALANCE SHEET (continued)

6. OTHER RECEIVABLES (continued)

b) Other long-term receivables

	31.12.2024		01.01.2024	
	Value VND	Provision VND	Value VND	Provision VND
Business cooperation	514,088,408,736	-	61,750,100,044	-
Related parties	514,088,408,736	-	61,750,100,044	-
Cam Lam - Vinh Hao Expressway JSC (*)	514,088,408,736	-	61,750,100,044	-
Total	514,088,408,736	-	61,750,100,044	-

(*) According to Business Cooperation Contract No. 01/2023/HDHTKD/BOT CLVH - HHV dated 20 September 2023 and Contract Appendix No. 03-01/HDHTKD/BOT CLVH-HHV dated 18 June 2024 the maximum value of the Company's investment cooperation for Cam Lam - Vinh Hao Expressway JSC is VND 474,000,000,000. The maximum business cooperation term depends on the toll collection period of the project, temporarily calculated to be 17 years from the date the project starts collecting BOT tolls. The company is entitled to profit distribution equivalent to the profit rate of other mobilized capital sources specified in the project BOT contract (temporarily calculated at 10.33%/year).

DEO CA TRAFFIC INFRASTRUCTURE INVESTMENT JOINT STOCK

B09a-DN

Address: Km11+500, Southern approach road to Hai Van Tunnel, Hoa Hiep Bac Ward, Lien Chieu District, Da Nang City, Viet Nam

V. NOTES TO THE SEPARATE BALANCE SHEET (continued)

7. DOUBTFUL DEBTS

Total amount of receivables that are overdue or not yet overdue but are difficult to recover:

	31.12.2024			01.01.2024		
	Historical cost VND	Recoverable amount VND	Provision VND	Historical cost VND	Recoverable amount VND	Provision VND
Trade receivables	11,035,892,482	-	(11,035,892,482)	11,035,892,482	-	(11,035,892,482)
Road and Bridge						
Construction JSC 19	5,159,490,529	-	(5,159,490,529)	5,159,490,529	-	(5,159,490,529)
DakLak Road Management and Maintenance Single Member LLC	3,399,652,533	-	(3,399,652,533)	3,399,652,533	-	(3,399,652,533)
Others	2,476,749,420	-	(2,476,749,420)	2,476,749,420	-	(2,476,749,420)
Prepayments to suppliers	1,301,620,413	-	(1,301,620,413)	1,301,620,413	-	(1,301,620,413)
Chi Viet Prefabricated House						
JSC	673,571,100	-	(673,571,100)	673,571,100	-	(673,571,100)
Others	628,049,313	-	(628,049,313)	628,049,313	-	(628,049,313)
Other short-term receivables	873,033,836	-	(873,033,836)	873,033,836	-	(873,033,836)
Road Administration III	837,818,000	-	(837,818,000)	837,818,000	-	(837,818,000)
Others	35,215,836	-	(35,215,836)	35,215,836	-	(35,215,836)
Total	13,210,546,731	-	(13,210,546,731)	13,210,546,731	-	(13,210,546,731)



V. NOTES TO THE SEPARATE BALANCE SHEET (continued)

8. INVENTORIES

	31.12.2024		01.01.2024	
	Historical cost VND	Provision VND	Historical cost VND	Provision VND
Work in progress (*)	42,215,764,593	-	59,003,359,811	-
Raw materials	25,239,694,608	-	17,973,383,568	-
Tools and supplies	209,983,054	-	313,670,959	-
Finished products	28,600,826	-	-	-
Goods	20,891,549	-	-	-
Cộng	67,714,934,630	-	77,290,414,338	-

(*) Work in progress costs related to the cost of unfinished construction works.

- Value of unused or degraded inventories which are unsold at the end of fiscal year: None

- Value of inventories put up as collateral to ensure liabilities at the end of fiscal year: None

9. PREPAID EXPENSES

a) Short-term prepaid expenses

	31.12.2024 VND	01.01.2024 VND
Vehicle repair costs, vehicle insurance	756,554,844	723,302,149
Tools and equipment	160,486,712	163,415,231
Others	466,035,205	641,419,809
Total	1,383,076,761	1,528,137,189

b) Long-term prepaid expenses

	31.12.2024 VND	01.01.2024 VND
Vehicle repair costs, vehicle insurance	81,541,865	107,663,047
Others	2,361,349,014	3,458,291,600
Total	2,442,890,879	3,565,954,647

V. NOTES TO THE SEPARATE BALANCE SHEET (continued)

10. TANGIBLE FIXED ASSETS

	Buildings, structures VND	Machinery, equipment VND	Transportation equipment VND	Office equipment VND	Total VND
HISTORICAL COST					
As at 1 January 2024	73,997,216,006	75,506,943,098	79,454,315,653	751,238,992	229,709,713,749
Increase during the year	586,708,099	2,612,559,445	9,596,779,927	254,925,455	13,050,972,926
Purchase during the year	586,708,099	2,612,559,445	9,596,779,927	254,925,455	13,050,972,926
Decrease during the year	3,431,860,343	-	301,954,545	-	3,733,814,888
Liquidation, transfer	3,399,139,753	-	301,954,545	-	3,701,094,298
Other decreases	32,720,590	-	-	-	32,720,590
As at 31 December 2024	71,152,063,762	78,119,502,543	88,749,141,035	1,006,164,447	239,026,871,787
ACCUMULATED DEPRECIATION					
As at 1 January 2024	14,958,288,521	23,863,253,592	49,287,722,222	666,338,990	88,775,603,325
Increase during the year	3,213,036,338	9,165,993,195	6,251,842,347	53,248,985	18,684,120,865
Increase during the year	3,213,036,338	9,165,993,195	6,251,842,347	53,248,985	18,684,120,865
Decrease during the year	1,133,597,106	-	301,954,545	-	1,435,551,651
Liquidation, transfer	1,131,961,077	-	301,954,545	-	1,433,915,622
Other decreases	1,636,029	-	-	-	1,636,029
As at 31 December 2024	17,037,727,753	33,029,246,787	55,237,610,024	719,587,975	106,024,172,539
NET BOOK VALUE					
As at 1 January 2024	59,038,927,485	51,643,689,506	30,166,593,431	84,900,002	140,934,110,424
As at 31 December 2024	54,114,336,009	45,090,255,756	33,511,531,011	286,576,472	133,002,699,248

- Ending net book value of tangible fixed assets were pledged as collateral assets for borrowings:

VND 64,638,260,120

- Historical cost of fixed assets at the end of the year which have been fully depreciated but are still in use:

VND 55,551,712,203



V. NOTES TO THE SEPARATE BALANCE SHEET (continued)

11. FINANCE LEASE FIXED ASSETS

	Machinery, equipment VND	Transportation equipment VND	Total VND
HISTORICAL COST			
As at 1 January 2024	5,918,181,818	11,796,594,556	17,714,776,374
<i>Increase during the year</i>	-	-	-
Lease during the year	-	-	-
<i>Decrease during the year</i>	-	-	-
Decrease during the year	-	-	-
As at 31 December 2024	5,918,181,818	11,796,594,556	17,714,776,374
ACCUMULATED DEPRECIATION			
As at 1 January 2024	563,962,545	963,364,634	1,527,327,179
<i>Increase during the year</i>	700,631,316	1,411,557,276	2,112,188,592
Increase in the year	700,631,316	1,411,557,276	2,112,188,592
<i>Decrease during the year</i>	-	-	-
Decrease during the year	-	-	-
As at 31 December 2024	1,264,593,861	2,374,921,910	3,639,515,771
NET BOOK VALUE			
As at 1 January 2024	5,354,219,273	10,833,229,922	16,187,449,195
As at 31 December 2024	4,653,587,957	9,421,672,646	14,075,260,603

- The additional rental income is recognized as an expense during the year: VND 934,376,870
- Basis for determining the additional rental income: Financial lease agreements
- Terms of lease extension or the right to purchase assets: After the conclusion of the financial lease agreement, the lessee has the right to purchase the asset as agreed upon in the contract.

V. NOTES TO THE SEPARATE BALANCE SHEET (continued)

12. INTANGIBLE FIXED ASSETS

	Land use rights VND	Computer software VND	Total VND
HISTORICAL COST			
As at 1 January 2024	618,292,634	100,000,000	718,292,634
Increase during the year	-	-	-
Purchase during the year	-	-	-
Decrease during the year	241,689,593	-	241,689,593
Liquidation, transfer	241,689,593	-	241,689,593
As at 31 December 2024	<u>376,603,041</u>	<u>100,000,000</u>	<u>476,603,041</u>
ACCUMULATED DEPRECIATION			
As at 1 January 2024	90,203,401	56,916,671	147,120,072
Increase during the year	11,202,688	11,000,004	22,202,692
Increase during the year	11,202,688	11,000,004	22,202,692
Decrease during the year	38,603,200	-	38,603,200
Liquidation, transfer	38,603,200	-	38,603,200
As at 31 December 2024	<u>62,802,889</u>	<u>67,916,675</u>	<u>130,719,564</u>
NET BOOK VALUE			
As at 1 January 2024	528,089,233	43,083,329	571,172,562
As at 31 December 2024	<u>313,800,152</u>	<u>32,083,325</u>	<u>345,883,477</u>

- Ending net book value at the end of the year of intangible fixed assets
 were pledged as collateral assets for borrowings:

VND 313,814,138

- Historical cost of intangible fixed assets at the end of the year which have
 been fully depreciated but are still in use:

VND 0

13. CONSTRUCTION IN PROGRESS

	31.12.2024 VND	01.01.2024 VND
Purchase of fixed assets	1,731,481,481	-
Construction in progress	9,344,443,482	170,630,457
Total	<u>11,075,924,963</u>	<u>170,630,457</u>

V. NOTES TO THE SEPARATE BALANCE SHEET (continued)

14. SHORT-TERM TRADE PAYABLE

	31.12.2024		01.01.2024	
	Value VND	Able to pay amount VND	Value VND	Able to pay amount VND
Related parties	38,830,916,619	38,830,916,619	82,514,797,591	82,514,797,591
ICV Vietnam Investment and Construction JSC	17,850,311,355	17,850,311,355	13,543,989,995	13,543,989,995
Deo Ca Security JSC	11,863,361,640	11,863,361,640	11,275,867,556	11,275,867,556
Deo Ca Group JSC	9,117,243,624	9,117,243,624	32,283,191,731	32,283,191,731
Deo Ca Expressway Operation and Maintenance JSC	-	-	8,165,190,284	8,165,190,284
Deo Ca Construction JSC	-	-	17,246,558,025	17,246,558,025
Third parties	169,947,844,245	169,947,844,245	96,970,055,361	96,970,055,361
Deo Ca Construction JSC	41,160,319,411	41,160,319,411	-	-
Tri Nam Group JSC	10,151,710,240	10,151,710,240	14,251,710,240	14,251,710,240
Duc Nhi Construction JSC	6,365,247,780	6,365,247,780	-	-
Dong Thuan Ha Co., Ltd	5,637,815,046	5,637,815,046	-	-
Tan Khang Construction and Trading Services JSC	5,375,214,423	5,375,214,423	-	-
Phu Hien Vinh Construction - Trading - Service Corporation	3,494,718,280	3,494,718,280	-	-
Sai Gon Asphalt Investment JSC	3,400,000,000	3,400,000,000	12,816,985,996	12,816,985,996
Others	94,362,819,065	94,362,819,065	69,901,359,125	69,901,359,125
Total	208,778,760,864	208,778,760,864	179,484,852,952	179,484,852,952



V. NOTES TO THE SEPARATE BALANCE SHEET (continued)

15. ADVANCES FROM CUSTOMERS

a) Short-term advances from customers

	31.12.2024 VND	01.01.2024 VND
Third parties	4,719,425,163	4,619,425,163
Lung Lo Construction Corporation	2,475,005,925	2,475,005,925
Underground Works Construction JSC	1,495,821,371	1,495,821,371
Others	748,597,867	648,597,867
Total	4,719,425,163	4,619,425,163

b) Long-term advances from customers

	31.12.2024 VND	01.01.2024 VND
Related parties	100,000,000,000	-
Dong Dang - Tra Linh Expressway JSC (i)	100,000,000,000	-
Third parties	132,651,836,038	289,211,817,160
Project Management Unit - 2 (ii)	104,617,867,660	248,163,537,782
Da Nang Priority Infrastructure Investment Projects Management Unit (iii)	28,033,968,378	41,048,279,378
Total	232,651,836,038	289,211,817,160

- (i) Advance payment from Dong Dang - Tra Linh Expressway JSC for the construction of the expressway under the investment project to build the Dong Dang (Lang Son Province) - Tra Linh (Cao Bang Province) expressway
- (ii) Advance payment from Project Management Unit - 2 for the construction of the Quang Ngai - Hoai Nhon section of the North-Southeastern Expressway Component Project for the phase 2021-2025.
- (iii) Advance payment from Da Nang Priority Infrastructure Investment Projects Management Unit for the construction of the coastal road connecting Lien Chieu port, Da Nang City.

V. NOTES TO THE SEPARATE BALANCE SHEET (continued)

16. TAXES AND OTHER PAYABLES TO THE STATE BUDGET

	01.01.2024 VND	Amount payable during the year VND	Amount paid during the year VND	31.12.2024 VND
Corporate income tax	42,804,367,042	53,474,484,246	46,963,438,756	49,315,412,532
Value added tax	18,564,757,536	38,175,250,427	32,933,823,099	23,806,184,864
Personal income tax	69,246,415	1,099,265,378	1,082,924,017	85,587,776
Resources tax	-	16,102,365	16,102,365	-
Other taxes	-	171,567,100	171,567,100	-
Total	61,438,370,993	92,936,669,516	81,167,855,337	73,207,185,172

The Company's tax settlements are subject to examination by the Tax Authority. Because the application of tax laws and regulations to many types of transactions is susceptible to varying interpretations, amounts disclosed in the financial statements could be changed at a later date upon final determination by the Tax Authority.

17. PAYABLE TO EMPLOYEES

	31.12.2024 VND	01.01.2024 VND
Payable to employees	22,384,273,646	9,735,570,527
Total	22,384,273,646	9,735,570,527

Wages payable to employees will be paid from the 5th to the 10th of the following month according to the provisions of the Salary regulations and other regimes paid to employees.

V. NOTES TO THE SEPARATE BALANCE SHEET (continued)

18. SHORT-TERM ACCRUED EXPENSES

	31.12.2024 VND	01.01.2024 VND
Accrued costs for construction package	128,618,125,136	44,358,461,163
Accrued expenses tunnel operating, tool stations	-	1,283,793,960
Accrued interest expenses	307,710,913	410,158,588
Total	<u>128,925,836,049</u>	<u>46,052,413,711</u>

19. UNEARNED REVENUES

a) Short-term unearned revenues

	31.12.2024 VND	01.01.2024 VND
Advances for revenue	1,100,000,000	1,100,000,000
Total	<u>1,100,000,000</u>	<u>1,100,000,000</u>

b) Long-term unearned revenues

	31.12.2024 VND	01.01.2024 VND
Advances for revenue	6,600,000,000	7,700,000,000
Others	49,932,236	64,764,056
Total	<u>6,649,932,236</u>	<u>7,764,764,056</u>

20. SHORT-TERM OTHER PAYABLES

	31.12.2024 VND	01.01.2024 VND
Union funds	1,296,700,424	1,642,104,226
Advances	190,839,616	276,403,425
Payables for the share transfer	507,900,000,000	-
Related parties	507,900,000,000	-
Deo Ca Group JSC	507,900,000,000	-
Others	6,696,253,545	7,779,772,126
Third parties	6,696,253,545	7,779,772,126
France Emulsion Viet Nam Co., Ltd	1,606,087,366	1,606,087,366
Others	5,090,166,179	6,173,684,760
Total	<u>516,083,793,585</u>	<u>9,698,279,777</u>

V. NOTES TO THE SEPARATE BALANCE SHEET (continued)

21. BORROWINGS AND FINANCE LEASE LIABILITIES

a) Short-term borrowings and finance lease liabilities

	As at 31.12.2024	During the year			As at 01.01.2024
		Long-term loan to maturity (*)	Increase	Decrease	
	VND	VND	VND	VND	VND
Third parties	210,037,037,549	13,247,991,143	482,800,327,687	536,314,436,763	250,303,155,482
Vietinbank - Da Nang Branch	106,433,453,611	1,333,721,831	226,840,878,426	300,881,643,486	179,140,496,840
TPBank - Thang Long Ha Noi Branch	66,173,627,465	4,639,182,564	105,650,839,882	97,201,909,324	53,085,514,343
VPBank	30,154,869,725	-	150,308,609,379	128,189,023,650	8,035,283,996
BIDV - South Hanoi Branch	3,780,000,000	3,780,000,000	-	3,780,000,000	3,780,000,000
Chailease International Leasing Company Limited	1,772,608,776	1,772,608,776	-	1,772,608,776	1,772,608,776
BIDV - Sumi Trust Leasing Company., Ltd - Da Nang Branch	1,722,477,972	1,722,477,972	-	1,722,477,972	1,722,477,972
Officers and employees	-	-	-	2,766,773,555	2,766,773,555
Total	210,037,037,549	13,247,991,143	482,800,327,687	536,314,436,763	250,303,155,482

Overdue borrowings and finance lease liabilities: None

(*) Long-term loan to maturity information:

Credit Agreement	Loan Balance	Due Date	Lender
Medium-Term Debt Agreements of HHV	13,247,991,143	2026	Banks and Financial leasing companies



V. NOTES TO THE SEPARATE BALANCE SHEET (continued)

21. BORROWINGS AND FINANCE LEASE LIABILITIES (continued)

c) The financial lease liabilities that have been paid

	The year ended 31 December 2024			The year ended 31 December 2023		
	The total amount of financial lease payments	Pay lease interest	Pay the principal debt	The total amount of financial lease payments	Pay lease interest	Pay the principal debt
	VND	VND	VND	VND	VND	VND
Over 1 year to 5 years	4,429,463,618	934,376,870	3,495,086,748	5,956,685,722	986,142,166	4,970,543,556
Third parties						
Chailease International Leasing Company Limited	2,225,653,136	453,044,360	1,772,608,776	3,778,648,032	629,249,395	3,149,398,637
BIDV - Sumi Trust Leasing Company., Ltd - Da Nang Branch	2,203,810,482	481,332,510	1,722,477,972	2,178,037,690	356,892,771	1,821,144,919
Total	4,429,463,618	934,376,870	3,495,086,748	5,956,685,722	986,142,166	4,970,543,556



V. NOTES TO THE SEPARATE BALANCE SHEET (continued)

21. BORROWINGS AND FINANCE LEASE LIABILITIES (continued)

Additional presentation of short-term loan contracts:

No.	Lenders	Limit/Loan amount (VND)	Maturity	Interest rate	Form of security
1	Vietinbank - Da Nang Branch	200,000,000,000	According to each debt receipt but not more than 9 months	Stated in each debt acknowledgment contract	- Transportation vehicles, stocks, real estate; - Rights to collect debts from credit agreements granted by Vietinbank.
2	Vietinbank - Da Nang Branch	100,000,000,000	According to each debt receipt but not more than 6 months	Stated in each debt acknowledgment contract	- Transportation vehicles, stocks, real estate; - Rights to collect debts from credit agreements granted by Vietinbank.
3	TPBank - Thang Long Ha Noi Branch	800,000,000,000	According to each debt receipt but not more than 10 months	Stated in each debt acknowledgment contract	- Contracts for deposits, real estate, means of transport; - Right to claim debts from contracts granted credit by Tien Phong Commercial Joint Stock Bank; - Guarantee of Deo Ca Group Joint Stock Company,
4	VPBank	600,000,000,000	According to each debt receipt but not more than 10 months	Stated in each debt acknowledgment contract	- Deposit contracts; - Rights to collect debts from credit agreements granted by VP Bank;

V. NOTES TO THE SEPARATE BALANCE SHEET (continued)

20. BORROWINGS AND FINANCE LEASE LIABILITIES (continued)

Additional presentation of long-term loan contracts:

No.	Lenders	Limit/Loan amount (VND)	Maturity	Interest rate	Form of security
1	TPBank	41,804,000,000	60 -72 Months	8%/year to 27 January 2022, then adjusted according to the adjustment period	Loan-acquired assets
2	BIDV - South Hanoi Branch	18,935,000,000	60 Months	According to each loan agreement	Loan-acquired assets
3	Vietinbank - Da Nang Branch	9,132,000,000	60 Months	8%/year and adjusted every 3 months	Loan-acquired assets
4	Chailease International Leasing Company Limited	9,825,991,049	60 Months	From 10.95%/year to >10.80%/ year	Deposits
5	BIDV - Sumi Trust Leasing Company., Ltd - Da Nang Branch	9,477,000,000	60 Months	From 6.3%/year to 7.2%/ year	Deposits



V. NOTES TO THE SEPARATE BALANCE SHEET (continued)

22. OWNER'S EQUITY

Change in owner's equity

	Owners' capital VND	Share premium VND	Investment and development fund VND	Reserve Fund for Additional Charter Capital	Undistributed earnings VND	Total VND
As at 01 January 2023	3,078,044,500,000	(537,900,000)	7,148,483,380	-	454,240,001,974	3,538,895,085,354
Capital increase during the year	-	(339,000,000)	-	-	-	(339,000,000)
Profit during the year	-	-	-	-	173,917,230,009	173,917,230,009
Remuneration Board of Directors and Board of Supervision	-	-	-	-	(1,908,000,000)	(1,908,000,000)
Deduction to development investment fund	-	-	1,673,972,699	-	(1,673,972,699)	-
Bonus and welfare funds appropriation	-	-	-	-	(5,021,918,096)	(5,021,918,096)
Paid stock dividend	215,459,010,000	-	-	-	(215,459,010,000)	-
As at 31 December 2023	3,293,503,510,000	(876,900,000)	8,822,456,079		404,094,331,188	3,705,543,397,267
As at 01 January 2024	3,293,503,510,000	(876,900,000)	8,822,456,079	-	404,094,331,188	3,705,543,397,267
Capital increase during the year	823,298,180,000	6,956,562,000	-	-	-	830,254,742,000
Profit during the year	-	-	-	-	197,451,166,791	197,451,166,791
Remuneration Board of Directors and Board of Supervision (1)	-	-	-	-	(1,908,000,000)	(1,908,000,000)
Reserve Fund for Additional Charter Capital (2)	-	-	-	1,739,172,300	(1,739,172,300)	-
Paid stock dividend (3)	205,753,590,000	-	-	-	(205,753,590,000)	-
As at 31 December 2024	4,322,555,280,000	6,079,662,000	8,822,456,079	1,739,172,300	392,144,735,679	4,731,341,306,058

(1) According to Resolution No.01/2024/NQ- DHDCD dated 31 May 2024, the Board of Directors has approved the payment of remuneration to the Board of Directors and Board of Supervision.

(2) According to Resolution No.02/2024/NQ- DHDCD dated 31 May 2024, the Board of Directors has approved Reserve fund for additional charter capital with ammount VND 1,739,172,300.

(3) According to Resolution No. 02/2024/NQ-ĐHĐCĐ dated May 31, 2024, the Board of Directors approved the plan to distribute profits and pay dividends in 2023 in shares. The result of issuing shares to pay dividends in 2023 is that the charter capital increased from VND 4,116,801,690,000 to VND 4,322,555,280,000.



V. NOTES TO THE SEPARATE BALANCE SHEET (continued)

22. OWNER'S EQUITY (continued)

Details of contributed capital

	31.12.2024 VND	%	01.01.2024 VND	%
Deo Ca Group JSC (*)	58,271,080,000	1.35%	40,545,020,000	1.23%
Ho Minh Hoang	20,223,000,000	0.47%	19,260,000,000	0.58%
B.O.T Hai Thach Investment JSC	695,446,490,000	16.09%	662,330,000,000	20.11%
Others	3,548,614,710,000	82.09%	2,571,368,490,000	78.08%
Total	4,322,555,280,000	100.00%	3,293,503,510,000	100.00%

(*) Deo Ca Group Joint Stock Company becomes the parent company of the Company through direct and indirect ownership and voting rights in subsidiaries investing in Deo Ca Traffic Infrastructure Investment Joint Stock Company with the ratio of own and vote as follows:

	Ratio of benefit	Voting right
Direct Ownership	1.35%	1.35%
- Deo Ca Traffic Infrastructure Investment Joint Stock Company	1.35%	1.35%
Ownership and indirect voting	16.05%	16.09%
- B.O.T Hai Thach Investment JSC	16.05%	16.09%
Total	17.40%	17.44%

Currently, Deo Ca Group (DCG) holds a voting right of 17.44%. However, DCG is still the parent company because it holds the power to govern the financial and operating policies of the business to obtain economic benefits from the Company's activities through holding the majority of members in the Board of Directors.

Capital transactions with owners and distribution of dividends and profits

	The year ended 31 December	
	2024 VND	2023 VND
Owners' capital:		
- Capital contribution at the beginning of the year	3,293,503,510,000	3,078,044,500,000
- Contributed Capital increased during the year	1,029,051,770,000	215,459,010,000
- Contributed Capital decreased during the year	-	-
- Contributed Capital at the end of the year	4,322,555,280,000	3,293,503,510,000
Dividends, distributed profits	205,753,590,000	215,459,010,000

V. NOTES TO THE SEPARATE BALANCE SHEET (continued)

22. OWNER'S EQUITY (continued)

Shares

	31.12.2024	01.01.2024
	Shares	Shares
Number of shares registered for issuance	432,255,528	329,350,351
Number of shares issued	432,255,528	329,350,351
+ <i>Ordinary share</i>	432,255,528	329,350,351
Number of shares outstanding	432,255,528	329,350,351
+ <i>Ordinary share</i>	432,255,528	329,350,351
Par value shares: 10,000 VND /share		

VI. NOTES TO THE SEPARATE INCOME STATEMENT

1. NET REVENUE FROM SALES OF GOODS AND RENDERING OF SERVICES

	Year ended 31 December	
	2024	2023
	VND	VND
Revenue from sales of goods and rendering of services	1,733,040,502,322	1,465,515,257,075
Revenue from construction activities	1,162,812,101,711	1,108,529,335,122
Revenue from maintenance and repair of tunnels and roads	363,944,410,409	298,396,668,923
Revenue from BOT toll stations	29,165,855,839	22,951,163,676
Revenue from transit provision	20,325,723,896	20,915,838,636
Other revenues	156,792,410,467	14,722,250,718
Revenue deductions	-	-
Net Revenue	1,733,040,502,322	1,465,515,257,075
In which, revenue from related parties	898,113,120,197	1,200,814,214,593
Revenue from maintenance and repair of tunnels and roads	345,282,919,265	280,939,401,196
Revenue from construction activities	426,357,502,352	890,912,859,517
Revenue from BOT toll stations	29,165,855,839	22,951,163,676
Other revenues	97,306,842,741	6,010,790,204

VI. NOTES TO THE SEPARATE INCOME STATEMENT (continued)

2. COST OF GOODS SOLD AND SERVICES RENDERED

	Year ended 31 December	
	2024 VND	2023 VND
Cost of construction activities	1,119,222,675,072	1,011,992,698,604
Cost of maintenance and repair of tunnels and roads	173,389,514,240	156,693,926,942
Cost of BOT toll stations	23,261,956,823	20,491,050,850
Cost of transit provision	15,212,158,978	15,848,673,071
Other costs	144,665,330,388	4,880,137,810
Total	1,475,751,635,501	1,209,906,487,277

3. FINANCIAL INCOME

	Year ended 31 December	
	2024 VND	2023 VND
Interest income from deposits and loans	5,520,928,896	7,369,844,324
Profit from a Business Cooperation Contract	38,564,448,692	9,113,116,478
Dividends, profits distributed	10,484,602,990	5,191,643,351
Total	54,569,980,578	21,674,604,153

4. FINANCIAL EXPENSES

	Year ended 31 December	
	2024 VND	2023 VND
Interest income from deposits and loans	17,784,714,733	25,847,496,177
Total	17,784,714,733	25,847,496,177

VI. NOTES TO THE SEPARATE INCOME STATEMENT (continued)

5. GENERAL AND ADMINISTRATION EXPENSES

	Year ended 31 December	
	2024 VND	2023 VND
Staff costs	19,759,124,346	17,010,113,972
Outside services expense	6,877,912,042	5,505,119,967
Depreciation	2,123,919,778	823,396,104
Others	15,298,302,119	11,820,024,388
Total	44,059,258,285	35,158,654,431

6. OTHER INCOME

	Year ended 31 December	
	2024 VND	2023 VND
Disposal of equipments and tools	-	2,013,732,767
Disposal of fixed assets	275,002,893	4,629,630
Others	4,826,191,567	67,501,060
Total	5,101,194,460	2,085,863,457

7. OTHER EXPENSES

	Year ended 31 December	
	2024 VND	2023 VND
Disposal of equipments and tools	-	1,406,114,063
Disposal of fixed assets	-	20,091,579
Others	4,190,417,804	215,284,107
Total	4,190,417,804	1,641,489,749

VI. NOTES TO THE SEPARATE INCOME STATEMENT (continued)

8. COST OF OPERATION BY FACTOR

	Year ended 31 December	
	2024 VND	2023 VND
Raw materials	619,358,925,387	514,619,653,577
Staff costs	670,985,781,706	322,486,702,801
Outside services expense	48,718,417,346	45,178,475,399
Depreciation and amortisation expenses	20,818,512,149	17,186,496,897
Others	143,141,661,980	256,306,683,104
Total	1,503,023,298,568	1,155,778,011,778

9. BUSINESS INCOME TAX

	Year ended 31 December	
	2024 VND	2023 VND
Business income tax expense calculated on taxable income of the current year	49,202,881,590	42,769,236,989
Adjust the income tax expense of previous periods to the current year	4,271,602,656	35,130,053
Total business income tax	53,474,484,246	42,804,367,042

VII. NOTES TO THE SEPARATE CASH FLOW STATEMENT

1. Non-cash transactions affecting the future separate cash flows statement: None
2. Cash and cash equivalents held by the Company without use: None
3. Amount of loan actually withdrawn during the year

	Year ended 31 December	
	2024 VND	2023 VND
Proceeds from ordinary contract	484,325,689,987	522,706,149,824

VII. NOTES TO THE SEPARATE CASH FLOW STATEMENT (continued)

4. Amount of loan principal actually paid during the year

	Year ended 31 December	
	2024 VND	2023 VND
Repayments for borrowings following normal borrowing contracts	533,048,154,360	581,954,421,884
Repayment of loans in other forms	3,495,086,748	4,970,543,556
Total	536,543,241,108	586,924,965,440

VIII. OTHER INFORMATION

1. Contingent liabilities, commitments and other financial information:

As at 31 December 2024	Less than 01 year VND	Over 1 year to 5 years VND	Over 05 years VND	Total VND
Capital commitment (i)	20,000,000,000	50,381,522,958	507,270,477,042	577,652,000,000
Other commitment (ii)	226,140,000	-	-	226,140,000
Total	20,226,140,000	50,381,522,958	507,270,477,042	577,878,140,000

(i) According to the agreement in Build - Operate - Transfer Contract (BOT Contract) No. 01/HD.BOT-UBND between Cao Bang Provincial People's Committee (Competent State Agency) and the joint venture of Deo Ca Group JSC - ICV Vietnam Investment and Construction JSC - Deo Ca Transport Infrastructure Investment Joint Stock Company- 568 Construction JSC (Investor) and Dong Dang - Tra Linh Expressway JSC (Project enterprise).

(ii) According to the agreement in Business Cooperation Contract No. 01/2023/HDHTKD/BOT CLVH-HHV dated 20 September 2023 and related appendices.

2. Information on related parties: See Appendix 1

VIII. OTHER INFORMATION (continued)**3. Events occurring after 31 December 2024**

On 7 January 2025, Deo Ca Investment Joint Stock Company received a State support of VND 165,009,000,000 (phase 2) from the medium-term public investment capital for the period 2021 - 2025 in Decision No. 1738/QĐ-TT dated 29 December 2023 of the Prime Minister of VND 1,180 billion and Decision No. 397/QĐ-BGTVT dated 5 April 2024 of the Ministry of Transport on approving the Feasibility Study Report to adjust the Deo Ca Road Tunnel Project (including Deo Ca and Co Ma Tunnel, Cu Mong Tunnel and Hai Van Tunnel under the BOT form). This support is used partly to repay the loan capital of the bank financing the project, the remaining part is used to continue disbursing into the project.

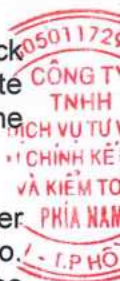
On 15 January 2025 and 24 January 2025, Dong Dang - Tra Linh Expressway Joint Stock Company received payment from the State Treasury of Cao Bang province from the State budget capital in the 7th and 8th phases from the Central Budget and Local Budget 2024, the amount of VND 556,972,570,630.

Bac Giang - Lang Son - Huu Nghi BOT JSC has completed procedures to reduce charter capital from VND 144,000,000,000 to VND 126,000,000,000 according to Resolution No. 01/2025/NQ-ĐHĐCĐ dated 16 January 2025 on the reduction of charter capital due to the return of part of the capital contribution to shareholders according to the shareholder's share ownership ratio and the amendment of the charter. The value of capital contribution returned to the Company corresponding to the ownership ratio of 31.6% ownership ratio is VND 5,688,000,000. The remaining value of the Company's contributed capital after the capital reduction is VND 39,816,000,000.

The Board of Management of the Company confirms that there have been no material events occurring after 31 December 2024 up to the date of the preparation of these separate financial statements that have not been reviewed for adjustment or disclosure in the separate financial statements.

4. Segment reporting

In order to serve the management purpose of the company, the Company is organized, managed and accounted for by-product units and business areas, so the segment report according was as follows:



VIII. OTHER INFORMATION (continued)

4. Segment reporting

a) Segment information base on business sector

	Year ended 31 December 2023					Total VND
	Operation of toll stations VND	Construction activities VND	Service Transshipment	Operation and maintenance of tunnels VND	Others VND	
Net revenue from external sales	22,951,163,676	1,108,529,335,122	20,915,838,636	298,396,668,923	14,722,250,718	1,465,515,257,075
Total net revenue	22,951,163,676	1,108,529,335,122	20,915,838,636	298,396,668,923	14,722,250,718	1,465,515,257,075
Business results by segment	2,460,112,826	96,536,636,518	5,067,165,565	141,702,741,981	9,842,112,908	255,608,769,798
Unallocated expenses to segments						(35,158,654,431)
Operating profit						220,450,115,367
Financial income						21,674,604,153
Financial expenses						(25,847,496,177)
Other incomes						2,085,863,457
Others						(1,641,489,749)
Current business income tax						(42,804,367,042)
Profit after tax						173,917,230,009
Total expenses on acquisition of fixed assets and other non-current assets.						(28,330,807,775)
Total amortization and allocation of long-term prepaid expenses						(17,186,496,897)

VIII. OTHER INFORMATION (continued)

4. Segment reporting (continued)

a) Segment information base on business sector (continued)

	Year ended 31 December 2024					Total VND
	Operation of toll stations VND	Construction activities VND	Service Transshipment	Operation and maintenance of tunnels VND	Others VND	
Net revenue from external sales	29,165,855,839	1,162,812,101,711	20,325,723,896	363,944,410,409	156,792,410,467	1,733,040,502,322
Total net revenue	29,165,855,839	1,162,812,101,711	20,325,723,896	363,944,410,409	156,792,410,467	1,733,040,502,322
Business results by segment	5,903,899,016	43,589,426,639	5,113,564,918	190,554,896,169	12,127,080,079	257,288,866,821
Unallocated expenses to segments						(44,059,258,285)
Operating profit						213,229,608,536
Financial income						54,569,980,578
Financial expenses						(17,784,714,733)
Other incomes						5,101,194,460
Others						(4,190,417,804)
Current business income tax						(53,474,484,246)
Profit after tax						197,451,166,791
Total expenses on acquisition of fixed assets and other non-current assets.						(25,906,053,995)
Total amortization and allocation of long-term prepaid expenses						(20,818,512,149)



VIII. OTHER INFORMATION (continued)

4. Segment reporting (continued)

a) Segment information base on business sector (continued)

- Segment assets and liabilities base on business sector:

01.01.2024	Operation of toll stations VND	Construction activities VND	Maintenance and repair of tunnels and roads VND	Service Transshipment VND	Others VND	Total VND
Segment assets	-	689,695,407,988	308,525,151,240	8,794,567,958	215,468,224,284	1,222,483,351,470
Unallocated assets						3,393,113,110,074
Total asset	-	689,695,407,988	308,525,151,240	8,794,567,958	215,468,224,284	4,615,596,461,544
Segment liabilities	-	204,946,942,349	20,665,060,408	-	13,409,453,125	239,021,455,882
Unallocated liabilities						671,031,608,395
Total liabilities	-	204,946,942,349	20,665,060,408	-	13,409,453,125	910,053,064,277

VIII. OTHER INFORMATION (continued)

4. Segment reporting (continued)

a) Segment information base on business sector (continued)

- Segment assets and liabilities base on business sector (continued):

31.12.2024	Operation of toll stations VND	Construction activities VND	Maintenance and repair of tunnels and roads VND	Service Transshipment VND	Others VND	Total VND
Segment assets	-	874,106,859,349	403,524,601,918	20,201,754,800	77,609,109,820	1,375,442,325,887
Unallocated assets						4,799,061,041,741
Total asset	-	874,106,859,349	403,524,601,918	20,201,754,800	77,609,109,820	6,174,503,367,628
Segment liabilities	-	301,119,294,182	10,933,673,620	-	38,120,986,510	350,173,954,312
Unallocated liabilities						1,092,988,107,258
Total liabilities	-	301,119,294,182	10,933,673,620	-	38,120,986,510	1,443,162,061,570

VIII. OTHER INFORMATION (continued)

4. Segment reporting (continued)

b) Segment report based on geographic

Year ended 31 December 2023	Da Nang VND	Hue VND	Phu Yen Khanh Hoa VND	Bac Giang Lang Son VND	Da Lat Quang Ngai VND	Total VND
Net revenue from external sales	197,954,791,392	32,441,142,363	899,870,913,533	13,373,697,054	321,874,712,733	1,465,515,257,075
Segment assets						4,615,596,461,544
Total expenses on acquisition of fixed assets and other non-current assets.						(28,330,807,775)
Year ended 31 December 2024	Da Nang VND	Hue VND	Phu Yen Khanh Hoa VND	Bac Giang Lang Son VND	Da Lat Quang Ngai VND	Total VND
Net revenue from external sales	346,781,776,090	28,197,616,245	449,634,156,015	16,632,024,073	891,794,929,899	1,733,040,502,322
Segment assets						6,174,503,367,628
Total expenses on acquisition of fixed assets and other non-current assets.						(25,906,053,995)



VIII. OTHER INFORMATION (continued)

5. Fair value of financial assets and liabilities

a) Financial assets

	Book value				Fair value	
	31.12.2024		01.01.2024		31.12.2024	01.01.2024
	Value VND	Provision VND	Value VND	Provision VND	VND	VND
Cash and cash equivalents	179,496,085,146	-	175,967,475,767	-	179,496,085,146	175,967,475,767
Trade receivables	1,086,177,423,522	(11,035,892,482)	760,561,759,766	(11,035,892,482)	1,075,141,531,040	749,525,867,284
Prepayments to suppliers	128,574,500,783	(1,301,620,413)	103,782,194,987	(1,301,620,413)	127,272,880,370	102,480,574,574
Other receivables	715,691,664,357	(873,033,836)	192,107,678,943	(873,033,836)	714,818,630,521	191,234,645,107
Short-term investment	6,432,529,990	-	-	-	6,432,529,990	-
Long-term investment	3,835,301,040,000	-	3,156,140,030,000	-	3,835,301,040,000	3,156,140,030,000
Total	5,951,673,243,798	(13,210,546,731)	4,388,559,139,463	(13,210,546,731)	5,938,462,697,067	4,375,348,592,732

VIII. OTHER INFORMATION (continued)

5. Financial assets and financial liabilities (continued)

b) Financial liabilities

	Book value				Fair value	
	31.12.2024		01.01.2024		31.12.2024	01.01.2024
	Value VND	Provision VND	Value VND	Provision VND	VND	VND
Trade payables	208,778,760,864	-	179,484,852,952	-	208,778,760,864	179,484,852,952
Advances from customers	237,371,261,201	-	293,831,242,323	-	237,371,261,201	293,831,242,323
Borrowings	242,557,844,002	-	294,775,395,123	-	242,557,844,002	294,775,395,123
Payables to employees	22,384,273,646	-	9,735,570,527	-	22,384,273,646	9,735,570,527
Other payables	516,083,793,585	-	9,698,279,777	-	516,083,793,585	9,698,279,777
Total	1,227,175,933,298	-	787,525,340,702	-	1,227,175,933,298	787,525,340,702

The fair value of financial assets and financial liabilities is stated at the amount at which the financial instruments could be converted into a present transaction between knowledgeable and ready-to-trade parties.



VIII. OTHER INFORMATION (continued)

5. Financial assets and financial liabilities (continued)

b) Financial liabilities (continued)

The Company uses the following methods and assumptions to estimate fair value:

- Fair value of cash and cash equivalents, trade receivables, lendings, other receivables, borrowings, trade payables, payables to employees, convertible shares and other short-term payables equivalent to the book value (deducting provision for the probable uncollectible amount) of these accounts due to their short maturities.

- The fair value of ready-to-sale financial assets listed on the stock market is the listed price at the balance sheet date. The Company has not performed a formal assessment of unlisted ready-to-sale financial assets. However, the Board of Management believes that the fair value of these financial assets is not significantly different from the book value.

6. Risk management's policy of the Company

a) Credit risk

Credit risk is the risk that partner will not meet its obligations under a financial instrument or customer contract, leading to a financial loss for company.

The Company is exposed to credit risks from its operating activities (mainly from trade receivables) and financing activities (deposits at banks and other financial instruments).

- Trade receivables

The Company minimizes credit risk by only trading with customers with good financial ability and the debt accountant regularly monitors receivables to urge recovery. Besides, the Company's trade receivables are related to many different customers, therefore the credit risk exposed from trade receivables is low.

- Cash in bank

Most of the Company's bank deposits are deposited at large, reputable banks in Vietnam. The Company recognizes that the credit risk on bank deposits is low.

b) Liquidity risk

Liquidity risk is the risk that the Company will encounter difficulty in meeting its financial obligations due to a lack of financial resources.

The Board of Management has the highest responsibility for liquidity risk management. The Company's liquidity risk arises mainly from the fact that its financial assets and financial liabilities have different maturities.

VIII. OTHER INFORMATION (continued)

6. Risk management's policy of the Company (continued)

b) Liquidity risk (continued)

The Company manages liquidity risk by maintaining an appropriate amount of cash and cash equivalents and borrowings at a level that the Board of Management considers sufficient to meet the Company's operating needs to minimize the impact of fluctuations in cash flows.

The below table summarizes the maturity profile of the Company's financial liabilities based on expected cash payments according to the contractual terms without discounting:

	Less than 01 year VND	Over 1 year to 5 years VND	Over 05 years	Total VND
As at 31 December 2024				
Trade payables	208,778,760,864	-	-	208,778,760,864
Advances from customers	4,719,425,163	232,651,836,038	-	237,371,261,201
Borrowings	210,037,037,549	32,520,806,453	-	242,557,844,002
Accrued expenses	128,925,836,049	-	-	128,925,836,049
Other payables	612,775,252,403	1,149,932,236	5,500,000,000	619,425,184,639
Total	1,165,236,312,028	266,322,574,727	5,500,000,000	1,437,058,886,755

The Company considers that the concentration on liquidity risk of loan payment is low. The Company has sufficient access to funds and loans maturing within 12 months can be renewed with existing lenders.



VIII. OTHER INFORMATION (continued)**6. Financial risk management (continued)****c) Market risk**

Market risk is the risk that the fair value or future cash flows of financial instruments will fluctuate with changes in market prices. The market risk consists of 3 types: foreign currency risk, interest rate risk, and price risk. Financial instruments affected by market risk include loans and debt, corporate bonds, deposits and financial investments.

The sensitivity analyses presented below are made on the basis of the net liabilities value, the ratio between fixed-rate debts and floating-rate debts is unchanged.

- Foreign currency risk

Foreign currency risk is the risk that the fair value or future cash flows of financial instruments will fluctuate with changes in the exchange rate.

Since the Company was established and operates in Viet Nam with a reporting currency is Vietnam Dong, the Company's main transactions currency is also Vietnam Dong. Therefore, the Company's foreign currency risk is immaterial. At the end of the period, the Company had insignificant foreign currency balances, so the Company did not perform sensitivity analysis for foreign currency.

- Interest rate risk

Interest rate risk is the risk that the fair value or future cash flows of financial instruments will fluctuate due to changes in market interest rates.

The Company's interest rate risk is primarily related to cash, short-term deposits and borrowings.

The Company manages interest rate risk by analysing market conditions to obtain the most profitable interest rates while staying within its risk management limits.

The Company did not perform a sensitive analysis on interest rate risk because changes in interest rates at the reporting date are not insignificant.

- Price risk**+ Share price risk**

Listed and unlisted shares held by the Company are exposed to market risks arising from uncertainty about the future value of the investment, leading to the provision for diminution in value may increase or decrease. The Company manages share price risk by setting investment limits. The Board of Management also reviews and approves investment decisions in shares.

The Company will conduct analysis and present the sensitivity of the impact of share price fluctuations on the business results when detailed instructions are provided by the regulatory authorities.

VIII. OTHER INFORMATION (continued)

6. Financial risk management (continued)

c) Market risk (continued)

- Price risk (continued)

+ *Real estate price risk*

The Company has identified the following risks associated with real estate portfolio:

The cost of development projects can increase if there are delays in the planning process. To mitigate this risk, the Company hires consultants who specialise in specific planning requirements within the project scope in order to reduce risks that may arise during the planning process.

The fair value of a real estate investment portfolio is exposed to market and buyer fundamentals.

7. Going-concern assumption

During the accounting period, there were no activities or events that had a material effect on the Company's ability to continue as a going concern. Therefore, the separate financial statements of the Company are prepared on the assumption that the Company will continue in business.

8. Comparative figures

Comparative figures are the figures in the audited Separate Financial Statements for the year ending on 31 December 2023 by Southern Auditing and Accounting Financial Consulting Services Co., Ltd (AASCs).

Prepared by



HOANG THI MINH NGUYET

Chief Accountant



NGUYEN VAN AN

Da Nang, 27 March 2025
On behalf of the Board of Management
General Director



NGUYEN QUANG HUY

APPENDIX 1: RELATED PARTIES TRANSACTIONS

1. Transactions with key managements member and related individuals:

Key managements member and related individuals include: members of the Board of Directors, Board of Management and close members of these individuals' families.

- *Transactions with key management members and related parties: None*
- *Receivables and liabilities with key management members and related parties: None*
- *Income of key management members:*

		<u>Year ended 31 December</u>	
		<u>2024</u>	<u>2023</u>
		VND	VND
Remuneration for the Board of Directors and Board of Supervision		2,088,000,000	2,088,000,000
Ho Minh Hoang	Chairman	360,000,000	360,000,000
Nguyen Tan Dong	Vice Chairman	240,000,000	240,000,000
Nguyen Huu Hung	Vice Chairman	240,000,000	240,000,000
Vo Thuy Linh	Member of the Board of Directors	180,000,000	180,000,000
Tran Chung	Member of the Board of Directors	180,000,000	180,000,000
Nguyen Quang Huy	Member of the Board of Directors	180,000,000	180,000,000
Ho Quang Loi	Independent member of the Board of Directors	180,000,000	180,000,000
Hoang Van Hai	Independent member of the Board of Directors	180,000,000	180,000,000
Nguyen Minh Giang	Head of the Supervisory Board	180,000,000	180,000,000
Cam Thi Minh Hai	Member of the Board of Supervisor	84,000,000	84,000,000
Phan Thi Mai	Member of the Board of Supervisor	84,000,000	84,000,000



APPENDIX 1: RELATED PARTIES TRANSACTIONS *(continued)*2. Transactions with key managements member and related individuals: *(continued)**- Income of key management members (continued)*

		Year ended 31 December	
		2024	2023
		VND	VND
Salary of the Board of Management		4,287,400,000	4,074,166,667
Nguyen Quang Huy	General Director	910,000,000	910,000,000
Ngo Truong Nam	Permanent Deputy General Director	140,000,000	-
Tran Van Chi	Permanent Deputy General Director	715,000,000	715,000,000
Vo Ngoc Trung	Deputy General Director	520,000,000	520,000,000
Le Chau Thang	Deputy General Director	482,000,000	455,000,000
Tran Van Dung	Deputy General Director	547,000,000	509,166,667
Nguyen Quynh Mai	Deputy General Director	455,000,000	455,000,000
Nguyen Van An	Chief Accountant	518,400,000	510,000,000

APPENDIX 1: RELATED PARTIES TRANSACTIONS (continued)

3. Transactions with other related parties:

Related parties	Relationship
Deo Ca Group JSC	Parent company
Bac Giang - Lang Son BOT JSC	Subsidiaries company
Deo Ca Investment JSC	Subsidiaries company
Phuoc Tuong Phu Gia BOT JSC	Subsidiaries company
Khanh Hoa Deo Ca BOT Investment JSC	Associate companie, Related company of Vice Chairman Nguyen Huu Hung, Deputy General Director Ngo Truong Nam, Head of the Supervisory Board Nguyen Minh Giang, Member of the Board of Supervisor Phan Thi Mai
Cam Lam - Vinh Hao Expressway JSC	Associate companie, Related company of Vice Chairman Nguyen Tan Dong
Dong Dang - Tra Linh Expressway JSC	Associate companie, Related company of Vice Chairman Nguyen Huu Hung, Member of the Board of Directors and General Director Nguyen Quang Huy
Bac Giang - Lang Son - Huu Nghi BOT JSC	Associate companie
Ho Minh Hoang	Chairman
BOT Hung Phat JSC	Subsidiaries of the parent company
B.O.T Hai Thach Investment JSC	Major shareholder, Related company of Member of the Board of Directors Vo Thuy Linh
ICV Vietnam Investment and Construction JSC	Subsidiaries of the parent company, Related company of Member of the Board of Directors Tran Chung, Subsidiaries of the parent company, Member of the Board of Directors and General Director Nguyen Quang Huy
VINALOG Investment JSC	Related company of Member of the Board of Directors and General Director Nguyen Quang Huy
Deo Ca Security JSC	Subsidiaries of the parent company, Related company of Head of the Supervisory Board Nguyen Minh Giang
BOT Trung Luong - My Thuan JSC	Related company of Chairman Ho Minh Hoang, Vice Chairman Nguyen Tan Dong, Member of the Board of Directors Vo Thuy Linh
Deo Ca Capital Co., Ltd	Related company of Chairman Ho Minh Hoang
Saigon - Phu Yen Bridges Construction Investment JSC	Related company of Vice Chairman Nguyen Tan Dong, Head of the Supervisory Board Nguyen Minh Giang
Huu Nghi - Chi Lang Expressway JSC	Related company of Vice Chairman Nguyen Huu Hung
Northern Infrastructure Investment JSC	Related company of Head of the Supervisory Board Nguyen Minh Giang
Deo Ca Construction JSC	Related company of Vice Chairman Nguyen Huu Hung until 24 April 2024
Ha Thanh International Trading Investment JSC	Related company of Vice Chairman Nguyen Huu Hung until 16 April 2024
Deo Ca Expressway Operation and Maintenance JSC	Related company of Deputy General Director Le Chau Thang, Member of the Board of Directors and General Director Nguyen Quang Huy, Permanent Deputy General Director Tran Van Chi; Deputy General Director Nguyen Quynh Mai, Chief Account Nguyen Van An, In charge of the company Tran Tan Huy



APPENDIX 1: RELATED PARTIES TRANSACTIONS (continued)

2. Transactions with other related parties (continued):

Summary of operation of subsidiaries compant; ventures and associates during the year:

Subsidiaries company

<i>Company 's name</i>	<i>Ratio of benefit</i>	<i>Ratio of Voting right</i>	<i>Net profit after tax</i>	<i>Undistributed earnings</i>
Bac Giang - Lang Son BOT JSC	65.03%	65.03%	96,156,546,418	220,260,015,300
Deo Ca Investment JSC	73.41%	73.41%	126,290,031,887	(144,479,542,922)
Phuoc Tuong Phu Gia BOT JSC	99.37%	99.37%	21,999,543,213	21,999,543,213

Ventures and Associates company

<i>Company 's name</i>	<i>Ratio of benefit</i>	<i>Ratio of Voting right</i>	<i>Net profit after tax</i>	<i>Undistributed earnings</i>
Khanh Hoa Deo Ca BOT Investment JSC	47.34%	50.00%	123,459,576,082	499,624,939,039
Dong Dang - Tra Linh Expressway JSC	42.31%	55.00%	-	-
Cam Lam - Vinh Hao Expressway JSC	38.00%	38.00%	48,748,496,148	48,748,496,148
Bac Giang - Lang Son - Huu Nghi BOT JSC	31.60%	31.60%	(2,721,938,414)	(1,421,494,880)

Other investment companies

<i>Company 's name</i>	<i>Ratio of benefit</i>	<i>Ratio of Voting right</i>	<i>Net profit after tax</i>	<i>Undistributed earnings</i>
ICV Vietnam Investment and Construction JSC	15.37%	15.37%	51,137,460,999	98,914,846,795



APPENDIX 1: RELATED PARTIES TRANSACTIONS (continued)

2. Transactions with other related parties (continued):

During the year, the significant transactions between the Company with related parties are as follows:

Related parties	Relationship	Nature of transactions	Year ended 31 December	
			2024 VND	2023 VND
Bac Giang - Lang Son BOT JSC	Subsidiaries company	Sales of goods and rendering services	14,020,441,666	13,373,697,054
		Contributing capital	33,509,340,000	102,000,000,000
		Deposit for capital contribution	7,000,000,000	12,300,000,000
Deo Ca Investment JSC	Subsidiaries company	Sales of goods and rendering services	293,535,093,191	312,912,450,621
		Contributing capital	108,243,670,000	-
		Deposit for capital contribution	73,000,000,000	57,000,000,000
Phuoc Tuong Phu Gia BOT JSC	Subsidiaries company	Sales of goods and rendering services	26,393,506,751	26,329,487,077
		Receive dividends	10,484,602,990	5,191,643,351
		Contributing capital	22,124,000,000	9,724,000,000
ICV Vietnam Investment and Construction JSC	Subsidiaries of the parent company, Related company of Member of the Board of Directors Tran Chung, Subsidiaries of the parent company, Member of the Board of Directors and General Director Nguyen Quang Huy	Sales of goods and rendering services	599,572,392	4,444,444
		Purchase goods and services	89,003,826,675	57,157,051,557
Khanh Hoa Deo Ca BOT Investment JSC	Associate companie, Related company of Vice Chairman Nguyen Huu Hung, Head of the Supervisory Board Nguyen Minh Giang, Member of the Board of Supervisor Phan Thi Mai	Sales of goods and rendering services	2,295,537,037	4,564,508,030

APPENDIX 1: RELATED PARTIES TRANSACTIONS (continued)

2. Transactions with other related parties (continued)

During the year, the significant transactions between the Company with related parties are as follows (continued):

Related parties	Relationship	Nature of transactions	Year ended 31 December	
			2024 VND	2023 VND
Deo Ca Group JSC	Parent company	Sales of goods and rendering services	377,053,428,864	510,194,003,029
		Purchase goods and services	66,532,528,267	77,931,724,929
		Interest expenses	-	635,545,500
		Pay the loan	-	69,986,895,603
		Pay the interest expenses	-	27,639,540,763
		Borrowings	-	14,950,000,000
		Business Cooperation Contract	517,900,000,000	-
		Other incomes	-	2,866,425,049
		Retrieve business cooperation money	-	221,530,970,000
		Profit from a Business Cooperation Contract	-	9,113,116,478
B.O.T Hai Thach Investment JSC	Major shareholder, Related company of Member of the Board of Directors Vo Thuy Linh	Interest expenses	-	2,029,294,948
		Pay the loan	-	58,111,400,000
		Pay the interest expenses	-	23,642,753,053
Bac Giang - Lang Son - Huu Nghi BOT JSC	Associate companie	Retrieve capital contribution	10,116,000,000	78,380,000,000
Deo Ca Security JSC	Subsidiaries of the parent company, Related company of Head of the Supervisory Board Nguyen Minh Giang	Purchase goods and services	29,126,281,830	25,157,351,185
BOT Trung Luong - My Thuan JSC	Related company of Chairman Ho Minh Hoang, Vice Chairman Nguyen Tan Dong, Member of the Board of Directors Vo Thuy Linh	Sales of goods and rendering services	7,700,203,509	9,436,942,812



APPENDIX 1: RELATED PARTIES TRANSACTIONS (continued)

2. Transactions with other related parties (continued)

During the year, the significant transactions between the Company with related parties are as follows (continued):

Related parties	Relationship	Nature of transactions	Year ended 31 December	
			2024 VND	2023 VND
Deo Ca Expressway Operation and Maintenance JSC	Related company of Deputy General Director Le Chau Thang, Member of the Board of Directors and General Director Nguyen Quang Huy, Permanent Deputy General Director Tran Van Chi; Deputy General Director Nguyen Quynh Mai, Chief Account Nguyen Van An, In charge of the company Tran Tan Huy	Sales of goods and rendering services	1,356,909,082	1,815,527,267
		Purchase goods and services	645,047,222	9,271,374,546
		Other income from disposal of equipment	-	147,371,354
Deo Ca Construction JSC	Related company of Vice Chairman Nguyen Huu Hung until 25 April 2024	Sales of goods and rendering services	-	24,467,907,817
		Purchase goods and services	-	49,453,166,743
Cam Lam - Vinh Hao Expressway JSC	Associate companie, Related company of Vice Chairman Nguyen Tan Dong	Sales of goods and rendering services	175,158,427,705	297,715,246,442
		Expenditure on business cooperation	413,773,860,000	60,000,000,000
		Profit from a Business Cooperation Contract	38,564,448,692	1,750,100,044
Dong Dang - Tra Linh Expressway JSC	Associate companie, Related company of Vice Chairman Nguyen Huu Hung, Member of the Board of Directors and General Director Nguyen Quang Huy	Contributing capital	7,500,000,000	-
		Deposit for capital contribution	64,302,099,206	-
Northern Infrastructure Investment JSC	Related company of Head of the Supervisory Board Nguyen Minh Giang	Interest expenses	-	1,511,232,876
		Pay the loan	-	44,000,000,000
		Pay the interest expenses	-	20,161,583,331



APPENDIX 1: RELATED PARTIES TRANSACTIONS (continued)

3. The balances owed to other related parties are as follows:

During the year, the Company had the following balances with Related parties:

Related parties	Relationship	Nature of transactions	31.12.2024 VND	01.01.2024 VND
SHORT-TERM TRADE ACCOUNTS RECEIVABLE			839,372,201,777	657,330,308,317
Bac Giang - Lang Son BOT JSC	Subsidiaries company	Maintenance and repair of tunnels and roads	12,791,016,477	10,929,722,857
		Operation of toll stations	13,789,448,150	13,788,447,750
		Construction and installation	3,786,886,500	3,786,886,500
		Total	30,367,351,127	28,505,057,107
Deo Ca Investment JSC	Subsidiaries company	Maintenance and repair of tunnels and roads	256,758,677,551	173,789,472,952
		Operation of toll stations	26,198,681,605	20,895,268,405
		Construction and installation	109,149,547,796	118,932,133,320
		Other services	965,076,270	965,076,270
		Total	393,071,983,222	314,581,950,947
Phuoc Tuong Phu Gia BOT JSC	Subsidiaries company	Operation of toll stations	669,992,760	530,590,760
		Construction and installation	1,560,650,630	1,535,266,630
		Maintenance and repair of tunnels and roads	31,750,151,730	28,928,573,730
		Total	33,980,795,120	30,994,431,120

APPENDIX 1: RELATED PARTIES TRANSACTIONS (continued)

3. The balances owed to other related parties are as follows:

During the year the Company had the following balances with Related parties:

Related parties	Relationship	Nature of transactions	31.12.2024 VND	01.01.2024 VND
SHORT-TERM TRADE ACCOUNTS RECEIVABLE (continued)				
ICV Vietnam Investment and Construction JSC	Subsidiaries of the parent company, Related company of Member of the Board of Directors Tran Chung, Subsidiaries of the parent company, Member of the Board of Directors and General Director Nguyen Quang Huy	Other services Total	637,938,182 637,938,182	2,400,000 2,400,000
Deo Ca Group JSC	Parent company	Construction and installation Total	213,453,819,549 213,453,819,549	130,984,526,628 130,984,526,628
Khanh Hoa Deo Ca BOT Investment JSC	Associate companie, Related company of Vice Chairman Nguyen Huu Hung, Head of the Supervisory Board Nguyen Minh Giang, Member of the Board of Supervisor Phan Thi Mai	Maintenance and repair of tunnels and roads Tunnel and road maintenance Construction and installation Operation of toll stations Total	1,537,414,900 1,150,582,495 244,609,500 3,647,065,400 6,579,672,295	1,371,715,400 7,746,163,495 1,153,372,000 3,647,065,400 13,918,316,295



APPENDIX 1: RELATED PARTIES TRANSACTIONS (continued)

3. The balances owed to other related parties are as follows (continued):

During the period, the Company had the following balances with Related parties (continued):

Related parties	Relationship	Nature of transactions	31.12.2024 VND	01.01.2024 VND
SHORT-TERM TRADE ACCOUNTS RECEIVABLE (continued)				
Deo Ca Expressway Operation and Maintenance JSC	Related company of Deputy General Director Le Chau Thang, Member of the Board of Directors and General Director Nguyen Quang Huy, Permanent Deputy General Director Tran Van Chi; Deputy General Director Nguyen Quynh Mai, Chief Account Nguyen Van An, In charge of the company Tran Tan Huy	Car rental	2,935,663,301 2,935,663,301	1,470,201,487 1,470,201,487
		Total		
BOT Trung Luong - My Thuan JSC	Related company of Chairman Ho Minh Hoang, Vice Chairman Nguyen Tan Dong, Member of the Board of Directors Vo Thuy Linh	Car rental Maintenance and repair of tunnels and roads	388,363,635 13,158,482,562	388,363,635 14,197,437,297
		Total	13,546,846,197	14,585,800,932
Deo Ca Construction JSC	Related company of Vice Chairman Nguyen Huu Hung until 25 April 2024	Construction and installation	-	51,687,063,348
		Total	-	51,687,063,348
Cam Lam - Vinh Hao Expressway JSC	Associate companie, Related company of Vice Chairman Nguyen Tan Dong	Construction and installation	144,798,132,784	70,600,560,453
		Total	144,798,132,784	70,600,560,453



APPENDIX 1: RELATED PARTIES TRANSACTIONS (continued)

3. The balances owed to other related parties are as follows (continued):

During the year, the Company had the following balances with Related parties (continued):

Related parties	Relationship	Nature of transactions	31.12.2024 VND	01.01.2024 VND
OTHER SHORT-TERM RECEIVABLES			185,822,297,370	114,577,205,808
Bac Giang - Lang Son BOT JSC	Subsidiaries company	Deposit for capital contribution Total	7,000,000,000 7,000,000,000	12,300,000,000 12,300,000,000
Deo Ca Investment JSC	Subsidiaries company	Warranty for construction works Deposit for capital contribution Total	14,881,361,082 73,000,000,000 87,881,361,082	14,881,361,082 57,000,000,000 71,881,361,082
Dong Dang - Tra Linh Expressway JSC	Associate companie, Related company of Vice Chairman Nguyen Huu Hung, Member of the Board of Directors and General Director Nguyen Quang Huy	Deposit for capital contribution Total	64,302,099,206 64,302,099,206	- -
Deo Ca Group JSC	Parent company	Deposit for flight tickets Other receivables Total	100,000,000 23,875,003,994 23,975,003,994	100,000,000 18,125,128,566 18,225,128,566
Phuoc Tuong Phu Gia BOT JSC	Subsidiaries company	Deposit for capital contribution Total	- -	9,724,000,000 9,724,000,000
Cam Lam - Vinh Hao Expressway JSC	Associate companie, Related company of Vice Chairman Nguyen Tan Dong	Other receivables Total	2,663,833,088 2,663,833,088	2,446,716,160 2,446,716,160
LONG-TERM ACCOUNTS RECEIVABLE			3,094,427,531	3,094,427,531
Cam Lam - Vinh Hao Expressway JSC	Subsidiaries company	Receivables from construction Total	3,094,427,531 3,094,427,531	3,094,427,531 3,094,427,531

APPENDIX 1: RELATED PARTIES TRANSACTIONS (continued)

3. The balances owed to other related parties are as follows (continued):

During the year, the Company had the following balances with Related parties (continued):

Related parties	Relationship	Nature of transactions	31.12.2024	01.01.2024
			VND	VND
OTHER LONG-TERM RECEIVABLES			514,088,408,736	61,750,100,044
Cam Lam - Vinh Hao Expressway JSC	Associate companie, Related company of Vice Chairman Nguyen Tan Dong	Business cooperation	473,773,860,000	60,000,000,000
		Profit from a Business Cooperation Contract	40,314,548,736	1,750,100,044
		Total	514,088,408,736	61,750,100,044
SHORT-TERM TRADE ACCOUNTS PAYABLE			38,830,916,619	82,514,797,591
ICV Vietnam Investment and Construction JSC	Subsidiaries of the parent company, Related company of Member of the Board of Directors Tran Chung, Subsidiaries of the parent company, Member of the Board of Directors and General Director Nguyen Quang Huy	Purchase materials	17,850,311,355	13,543,989,995
		Total	17,850,311,355	13,543,989,995
Deo Ca Group JSC	Parent company	The plane ticket	261,543,038	325,434,366
		Providing information technology	586,624,500	684,395,250
		Purchase materials, rent equipment	8,269,076,086	31,273,362,115
		Others	-	-
		Total	9,117,243,624	32,283,191,731



APPENDIX 1: RELATED PARTIES TRANSACTIONS (continued)

3. The balances owed to other related parties are as follows (continued):

During the year , the Company had the following balances with Related parties (continued):

Related parties	Relationship	Nature of transactions	31.12.2024 VND	01.01.2024 VND
SHORT-TERM TRADE ACCOUNTS PAYABLE (CONTINUED)				
Deo Ca Security JSC	Subsidiaries of the parent company, Related company of Head of the Supervisory Board Nguyen Minh Giang	Payable for service delivery Total	11,863,361,640 11,863,361,640	11,275,867,556 11,275,867,556
Deo Ca Expressway Operation and Maintenance JSC	Related company of Deputy General Director Le Chau Thang, Member of the Board of Directors and General Director Nguyen Quang Huy, Permanent Deputy General Director Tran Van Chi; Deputy General Director Nguyen Quynh Mai, Chief Account Nguyen Van An, In charge of the company Tran Tan Huy	Payable for service delivery Total	- -	8,165,190,284 8,165,190,284
Deo Ca Construction JSC	Related company of Vice Chairman Nguyen Huu Hung until 25 April 2024	Payable for service delivery Total	- -	17,246,558,025 17,246,558,025



APPENDIX 1: RELATED PARTIES TRANSACTIONS (continued)**3. The balances owed to other related parties are as follows (continued):**

During the year, the Company had the following balances with Related parties (continued):

Related parties	Relationship	Nature of transactions	31.12.2024 VND	01.01.2024 VND
LONG-TERM ADVANCES FROM CUSTOMERS			100,000,000,000	-
Dong Dang - Tra Linh Expressway JSC	Associate company, Related company of Vice Chairman Nguyen Huu Hung, Member of the Board of Directors and General Director Nguyen Quang Huy	Long-term advances from customers	100,000,000,000	-
		Total	100,000,000,000	-
OTHER SHORT-TERM PAYABLES			507,900,000,000	-
Deo Ca Group JSC	Parent company	Business Cooperation Contract	507,900,000,000	-
		Total	507,900,000,000	-

Note: Transactions with related parties were carried out by Decree No. 155/2020/ND-CP dated 31/12/2020 guiding on corporate governance applicable to public companies and regulations relevant legislation.